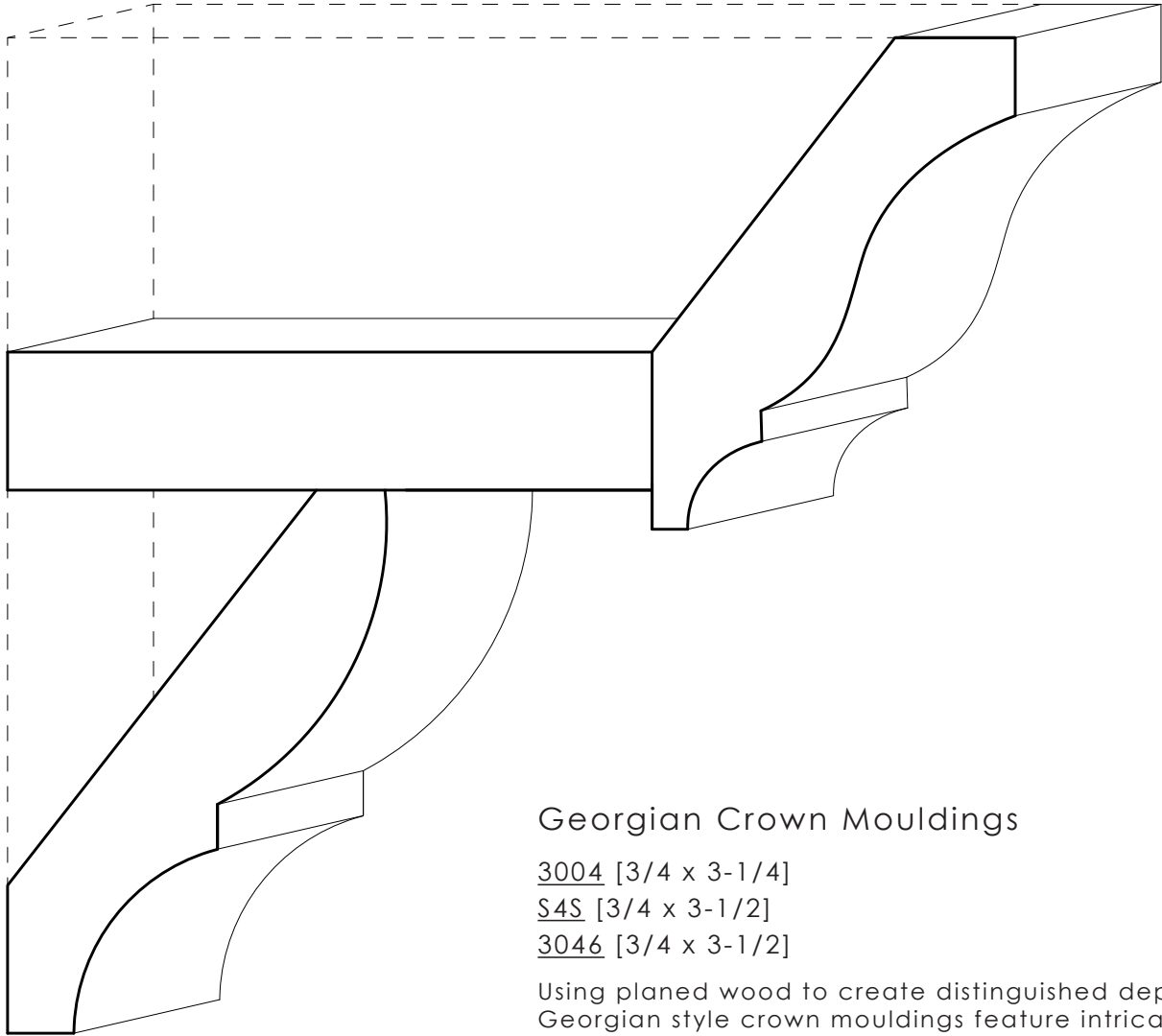


MOULDINGS ONE



Georgian Crown Mouldings

3004 [3/4 x 3-1/4]

S4S [3/4 x 3-1/2]

3046 [3/4 x 3-1/2]

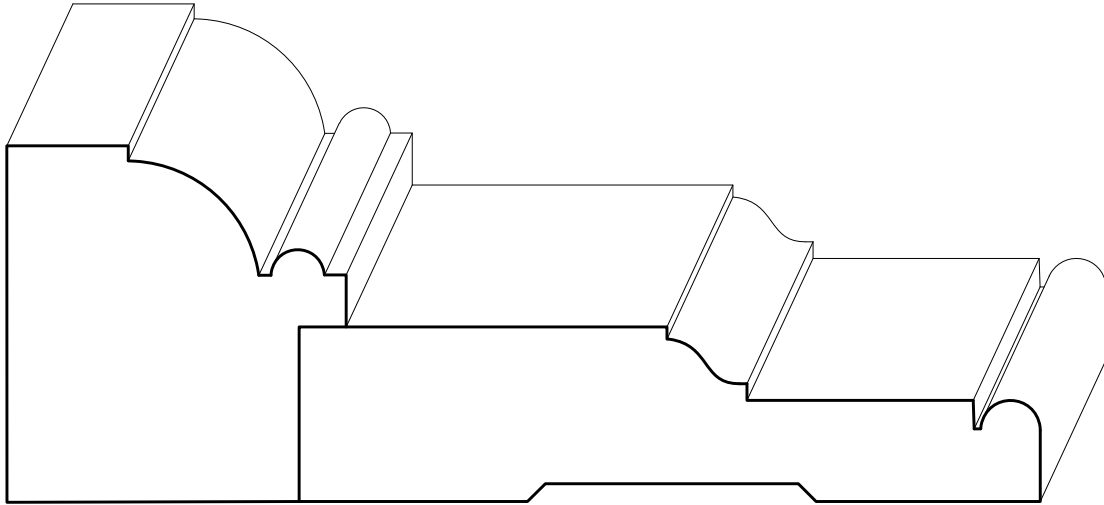
Using planed wood to create distinguished depth, Georgian style crown mouldings feature intricate construction. These mouldings often featured combinations of cyma recta and cyma reversa shapes.

In-Stock Wood Combination - Georgian

13851 STATION ROAD, MIDDLEFIELD, OHIO 44062
P. 440-834-3420 OR 1-877-708-4095 E. SALES@MOULDINGSONE.COM
HOURS: MON.-FRI. 8AM-4:30PM, SAT. 8AM-12NOON
www.mouldingsone.com

CALL OR EMAIL TO REQUEST A QUOTE

MOULDINGS ONE



Georgian Door & Window Casing

7095 [1-13/16 x 1-3/4]

1247 [7/8 x 3-13/16]

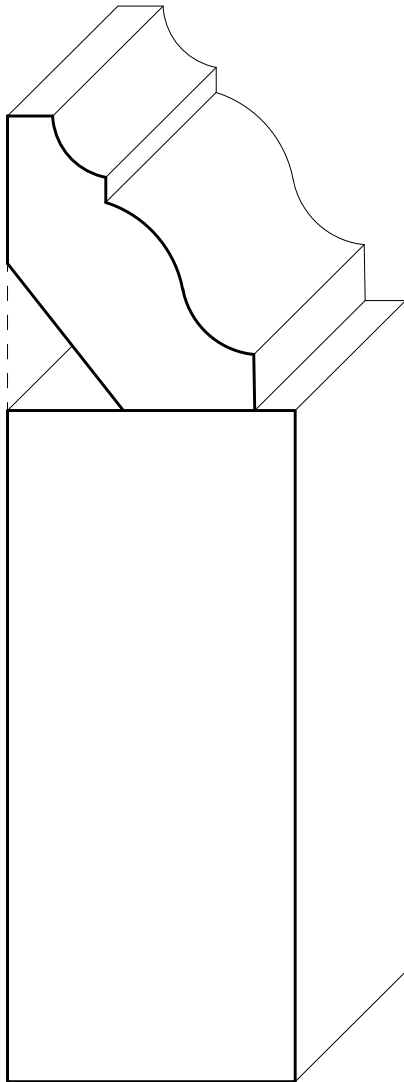
Door and window trim was especially ornate in Georgian style homes. Casing featured ovolo, ogee, and bead and quirk in their design. Backband was used to create added depth.

In-Stock Wood Combination - Georgian

13851 STATION ROAD, MIDDLEFIELD, OHIO 44062
P. 440-834-3420 OR 1-877-708-4095 E. SALES@MOULDINGSONE.COM
HOURS: MON.-FRI. 8AM-4:30PM, SAT. 8AM-12NOON
www.mouldingsone.com

CALL OR EMAIL TO REQUEST A QUOTE

MOULDINGS ONE



Georgian Baseboard

3202 [3/4 x 2]

S4S [1-1/2 x 3-1/2]

The baseboard in Georgian era homes were often ornate - as was most interior woodworking. With more height and depth than modern mouldings, Georgian baseboards feature cyma recta and cyma reversa shapes coupled with hollows to form multipel curves Georgian style homes.

In-Stock Wood Combination - Georgian

13851 STATION ROAD, MIDDLEFIELD, OHIO 44062
P. 440-834-3420 OR 1-877-708-4095 E. SALES@MOULDINGSONE.COM
HOURS: MON.-FRI. 8AM-4:30PM, SAT. 8AM-12NOON
www.mouldingsone.com

CALL OR EMAIL TO REQUEST A QUOTE