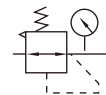


GPR Series Precision Regulator



Ordering code

GPR300 08 H □ □ T

① ② ③ ④ ⑤ ⑥

① Model	② Port size	③ Regulating pressure range
GPR200: 00 Series Precision Regulator	06: 1/8"	L: 0.005~0.2MPa M: 0.01~0.4MPa
GPR300: 300 Series Precision Regulator	08: 1/4"	H: 0.01~0.8MPa
GPR400: 400 Series Precision Regulator	08: 1/4"	L: 0.01~0.2MPa
	10: 3/8"	M: 0.01~0.4MPa
	15: 1/2"	H: 0.01~0.8MPa
④ Accessories	⑤ Pressure gauge	⑥ Thread type [Note1]
Blank: Bracket J: No bracket	Blank: With pressure gauge N: Without pressure gauge	T: NPT(Scale:bar/psi)

[Note1] Please consult us for special correspondence.

Specification

Model	GPR20006	GPR30008	GPR40008	GPR40010	GPR40015
Fluid	Air				
Port size [Note1]	1/8"	1/4"	1/4"	3/8"	1/2"
Max.supply pressure	1.0MPa				
Operating pressure	Lower pressure	0.005~0.2MPa		0.01~0.2MPa	
	Medium pressure	1.5~58psi(0.01~0.4MPa)			
	High pressure	1.5~116psi(0.01~0.8MPa)			
Sensitivity	Within 0.2%F.S.				
Repeatability	Within ±0.5%F.S.				
Air consumption (ANR)	≤4L/min	≤4L/min	≤9.5L/min	≤11.5L/min	
Temperature range	-20~70°C(Unfreeze)				
Weight	144g	336g	717g		

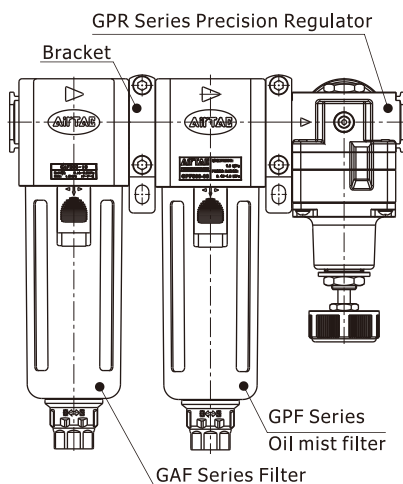
[Note1] NPT thread is available.

Product feature

1. High pressure regulating accuracy and rapid-response.
2. Good pressure and flow chart.
3. Easy installation, it can be installed independently by bracket or directly with existing filter combination components of module type[Note1].
4. In addition to high pressure type, the type of medium pressure and lower pressure can be selected.

[Note1] Condensate or dust, etc. in the supply pressure line can cause malfunctions. In addition to an air filter(AirTAC GAF series), please use a mist separator (AirTAC GPF series) depending on the conditions.

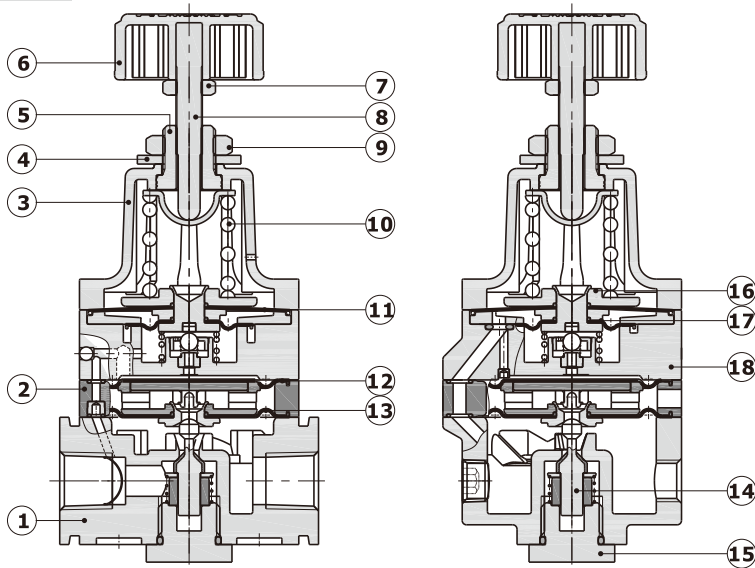
Combination example:



GPR Series Precision Regulator

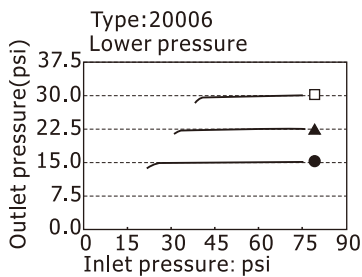
Inner structure

GPR300

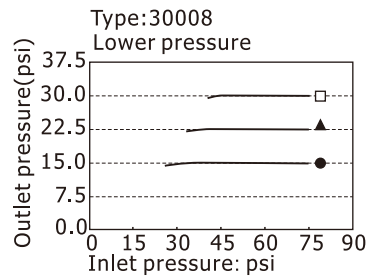


No.	Item
1	Regulator body
2	Pilot body
3	Regulator seat
4	Bracket gasket
5	Adjusting nut
6	Regulator knob
7	Nut
8	Regulator spindle
9	Nut
10	Spring
11	Pilot upper diaphragm
12	Regulator upper diaphragm
13	Regulator lower diaphragm
14	Main valve
15	Bonnet
16	Pilot diaphragm upper hard core
17	Pilot lower diaphragm
18	Nozzle body

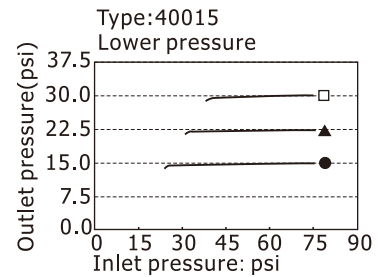
Pressure chart



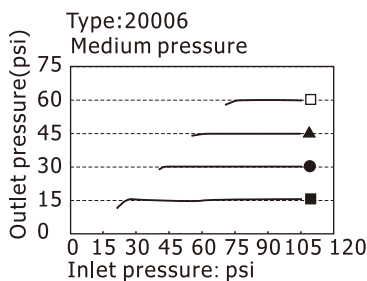
● Pressure set point:15.0psi



▲ Pressure set point:22.5psi



□ Pressure set point:30.0psi

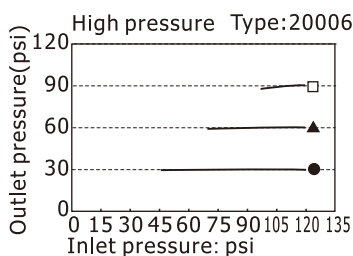
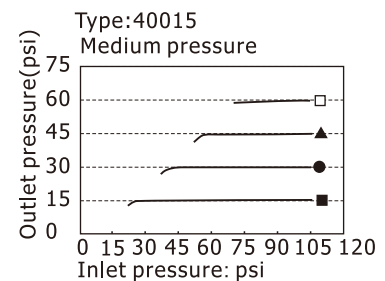
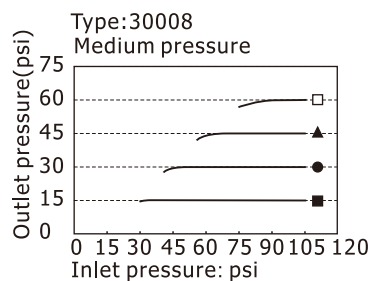


■ Pressure set point:15psi

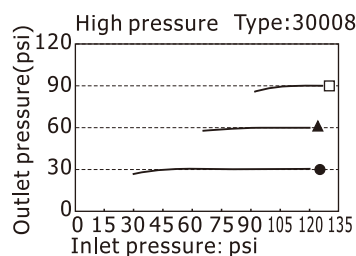
● Pressure set point:30psi

▲ Pressure set point:45psi

□ Pressure set point:60psi

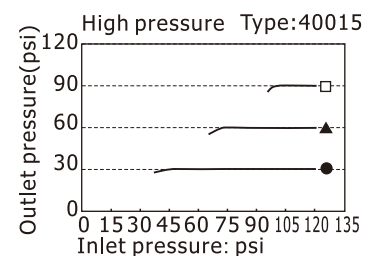


● Pressure set point:30psi



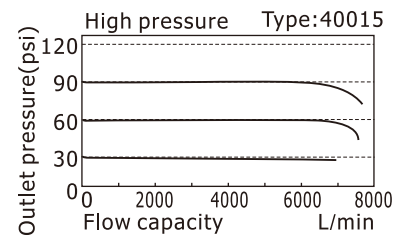
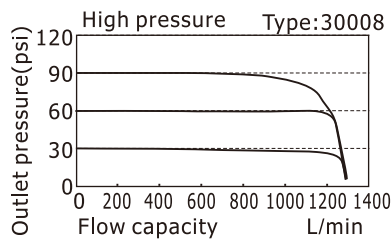
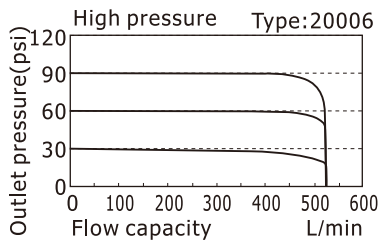
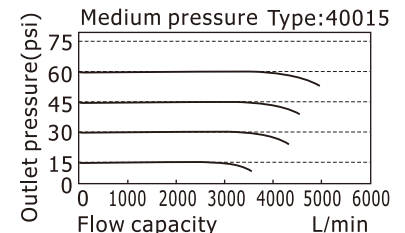
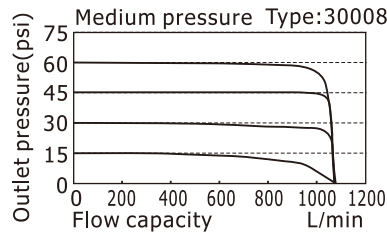
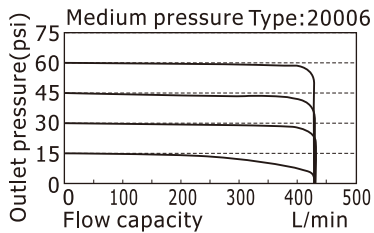
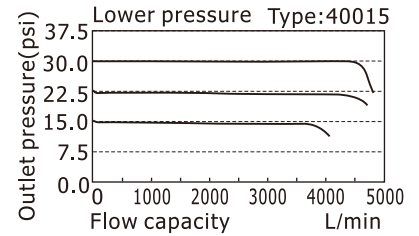
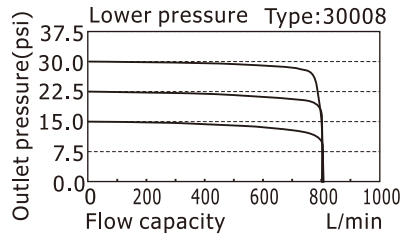
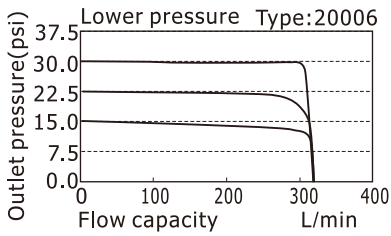
▲ Pressure set point:60psi

□ Pressure set point:90psi

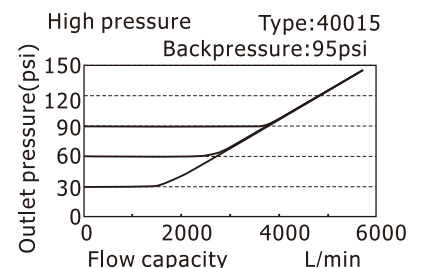
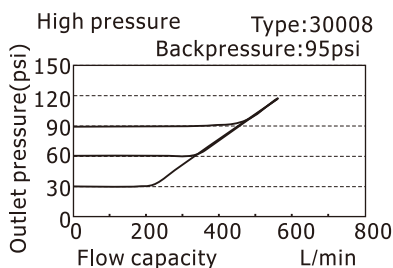
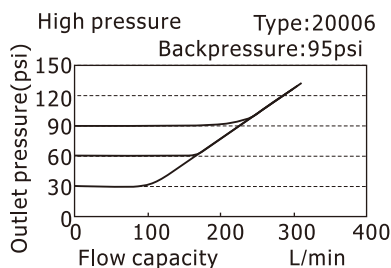
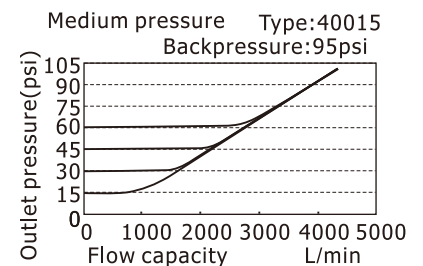
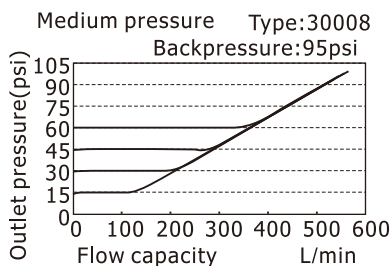
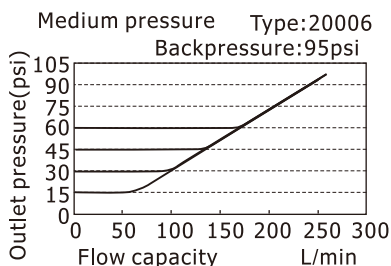
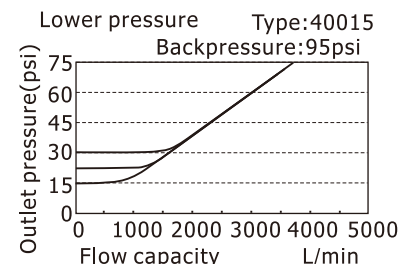
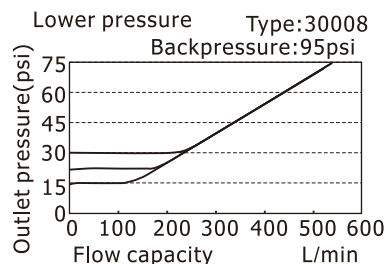
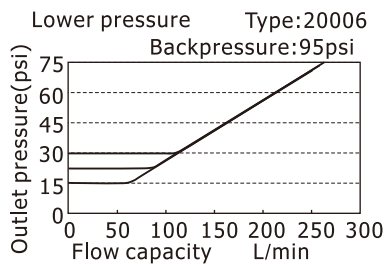


GPR Series Precision Regulator

Flow chart



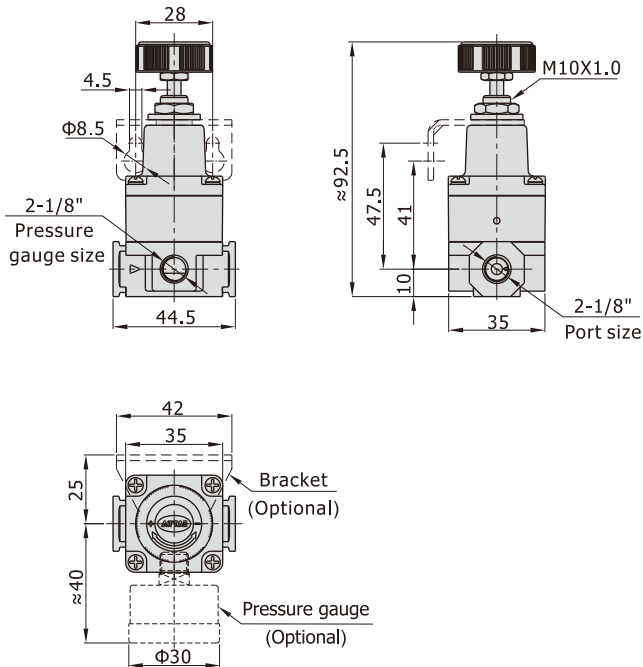
Overflow chart



GPR Series Precision Regulator

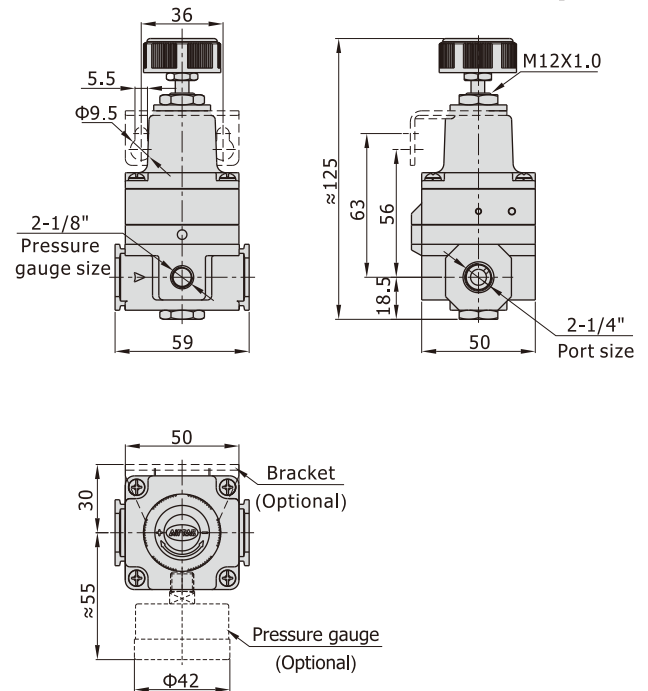
Dimensions

GPR200



GPR300

[Unit: mm]



GPR400

