
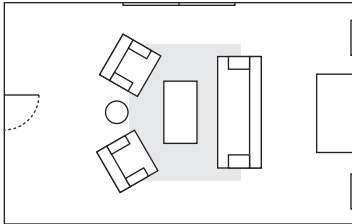


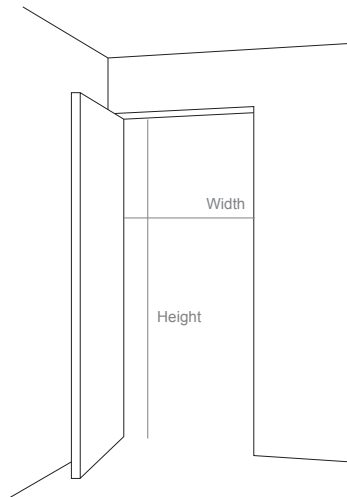
Measurements for Delivery

Once you've selected your furniture, it's important to ensure it can fit through all the entryways, elevators and stairways of your home. Follow these steps to ensure an efficient delivery.

- 1) Prior to delivery, you should determine if your new furniture will fit into your space. Plan your layout, noting the position of windows, doors, light fixtures, heating vents and electrical outlets. Sketch ideas in the space to the right..



- 2) Measure height and width of all the doorways, both inside and out, through which your furniture will need to pass. Don't forget to note the dimensions of interior hallways and the presence of fixtures, banisters or interior walls that could limit entryway clearance or be obstacles to movement.



- 3) Measure furniture's height, depth and width, along with diagonal dimension (as shown below).



- 4) Compare residence and furniture dimensions to ensure furniture will fit through all doorways and passageways.

furniture

____ W x ____ D x ____ H
 ____ W x ____ D x ____ H
 ____ W x ____ D x ____ H

entryways

____ W x ____ H
 ____ W x ____ H
 ____ W x ____ H

clearance

____ W x ____ D x ____ H
 ____ W x ____ D x ____ H
 ____ W x ____ D x ____ H