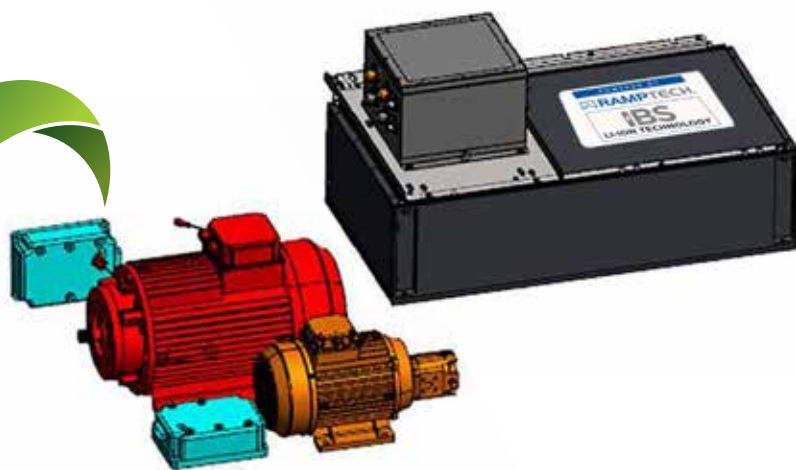


Convert your **internal combustion engine GSE** to meet **NEW** emissions regulations.



RAMPTECH can save you money and reduce your downtime by converting your vehicles to electric power.

Electric power for the ramp means easier maintenance, less breakdowns, and a longer life for your GSE vehicles.

POWERED BY

**RAMPTECH**

**IBS**  
LI-ION TECHNOLOGY

## THE ELECTRIC POWER ADVANTAGE

### REDUCE GSE downtime

Increased lifespan

### LOWER your operational cost

Fewer parts to replace

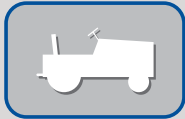
### MEET emissions regulations

Less CO2 and  
NOX Pollutants

Convert your GSE to **electric** with RAMPTECH



## Conversion Kit eligible GSE vehicles:



### BAGGAGE TRACTORS

- Charlotte TE225
- Comet
- Harlan HTAG
- Mulag
- NMC Wollard
- Taylor Dunn/Tiger TC30/60
- TLD JST
- Tug MA / M1A



### BELT LOADERS

- TLD NBL
- Tug 660



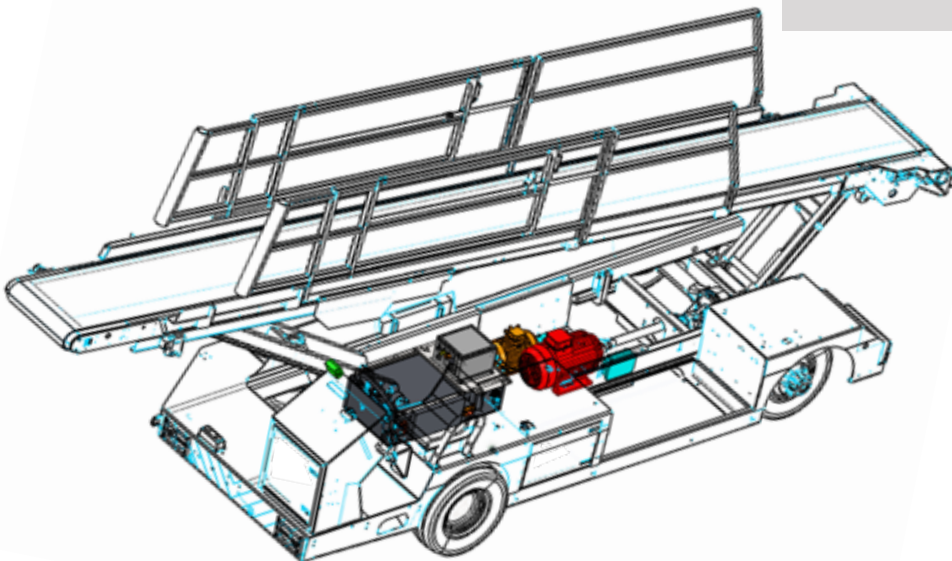
### GPU

- Guinault
- Hitzinger 90/180 MDE



### AIRCRAFT TOW TRACTORS

- Schopf F110 / F396C
- Tug GT35/50



Additional GSE vehicles may be available as well. Contact your **SAGE Parts** representative for more information.

# Conversion Kits contain:



## BELT LOADER STANDARD KIT

- ELECTRIC DRIVE MOTOR
- MOTOR CONTROLLER
- HYDRAULIC PUMP
- ALL NECESSARY LINES
- DRIVE MOTOR WELDMENT  
[CRADLE]
- ELECTRIC PANEL ASSEMBLY
- DEAD MAN'S PEDAL
- DIRECTIONAL CONTROL
- TURN SIGNAL SWITCH
- LIFT AND BELT CONTROL VALVE
- HARNESS



## TRACTOR STANDARD KIT

- ELECTRIC DRIVE MOTOR
- MOTOR CONTROLLER
- DRIVE MOTOR WELDMENT  
[CRADLE]
- ELECTRIC PANEL ASSEMBLY
- DEAD MAN'S PEDAL
- TURN SIGNAL SWITCH
- HARNESS

Standard kits include all items needed for a standard conversion. Additional items available and customizable to complete a full zero time overhaul.



HYDRAULIC PUMP BLOCK



DRIVE MOTOR WELDMENT [CRADLE]



INSTRUMENT PANEL















DEAD MAN'S PEDAL



## The modular advantage

The **RAMPTECH® IBS** ADVANCED LITHIUM-ION BATTERY can combine 80 VDC packs to expand capacity from 22 kWh to 176 kWh. Will fit in existing available space.

## RAMPTECH® IBS recommended applications:

												
	BAGGAGE TRACTOR/TOW	TOW TRACTOR BAG/TOW/ CARGO TRAILER	BELT LOADER	GROUND POWER UNIT	PASSENGER STAIRS	LAV SERVICE/ WATER SERVICE TRUCK	AIRCRAFT PUSHBACK TRACTOR NARROW BODY - UP TO 75T	AIRCRAFT TOW/BARLESS TRACTOR SMALL AIRCRAFT	AIRCRAFT TOW/BARLESS TRACTOR WIDE BODY AC 350/8777	CARGO LOADER SMALL-MEDIUM	CARGO LOADER MEDIUM-LARGE	CONTAINER/ PALLET TRANSPORTER
RECOMMENDED AVAILABLE												
1 Pack (22 kWh)												
2 Packs (44 kWh)												
3 Packs (66 kWh)												
4 Packs (88 kWh)												
4 Packs+ (88 kWh high current)												
5 Packs (110 kWh)												
6 Packs (132 kWh)												
7 Pack (154 kWh)												
8 Packs (176 kWh high current)												

Number of packs may vary based on duty cycle and access to opportunity charging.



SCAN HERE to download this Product Sheet or visit  
**SageParts.com/ElectricPower**

**US & CANADA** +1-631-501-1300  
customerservice-hq@sageparts.com  
**MEXICO, CARIBBEAN & LATIN AMERICA**  
+57-311-297-8100  
customerservice-mcda@sageparts.com  
**ASIA PACIFIC** +852 2949 6257  
customerservice-hk@sageparts.com

**UNITED KINGDOM**  
+44 0 161 8642246  
customerserviceuk@sageparts.com  
**EUROPE** +331 64 02 53 00  
customerservice-eu@sageparts.com



We make it easy to order online at  
**eSage.SageParts.com**