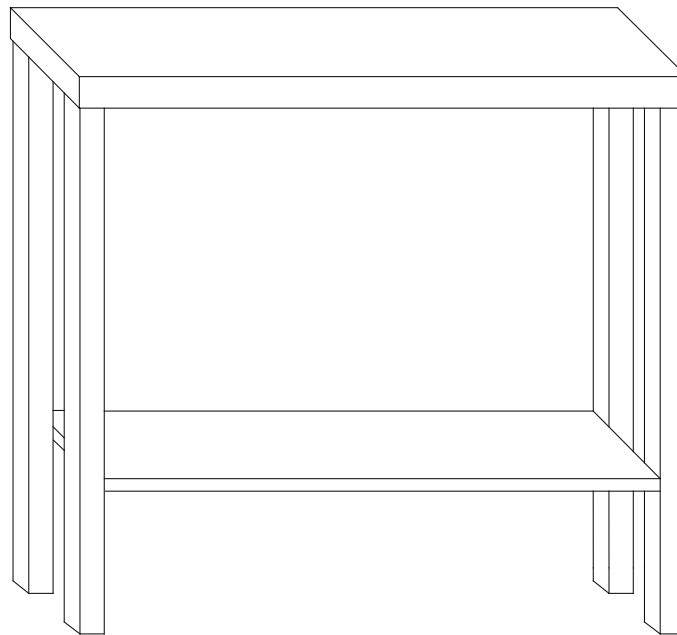


ESSENTIAL

Homega
Style Your Home



URBN
Living

Visit our website and claim 15% OFF your next order using code **HOME15**



Dear Customer

Thank you for your order. We hope that you have received your furniture in the pristine condition that we sent it out in.

In the unfortunate event that your order was mishandled during transit, please contact us to let us know the extent of the damages so we can resolve for you as soon as possible.

If replacement parts are required, please email us with images and the part number referenced in this manual and we will have a replacement sent out right away.

We can be reached by the following email: cs@egtrading.co.uk.

Please include the full name and postcode used to place the order in your email so we can locate your order in our systems.

Alternatively, we can be reached by phone (Mon – Fri) on: 0161 401 6140.


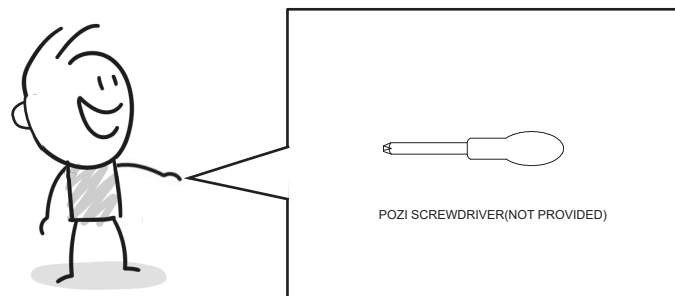
The Customer Satisfaction Team

 HomeOmega.co.uk

 HomeOmega_uk

 homeOmega_uk

 MyHomeOmegaUK



20min

APPROXIMATE ASSEMBLY TIME



1 PERSON ASSEMBLY




Top Tips Before You Start.

1. Please check that all parts are present before you start the assembly of your furniture.
2. For ease and speed of assembly, we recommend that before you commence each step of the assembly, that you identify all the parts required for that step.
3. For larger items, please ensure that you have sufficient space and people to assemble your product safely
4. We recommend that, where possible, all items are assembled near to the area in which they will be placed in use, to avoid moving the product unnecessarily once assembled.
5. For the protection of your furniture, we recommend that the product is placed on a protected surface during assembly to prevent any damage.
6. Power tools are not recommended for this furniture.

7. During assembly please take care not to over-tighten any fittings, as this may damage the product.
8. Always place the product on a flat, steady and stable surface.
9. Do not sit or stand on the product, Do not use the product as a stepladder.
10. This product is intended for indoor, household use only as it is non industrial product.
11. Excessive pressure causes irreparable damage. Please do not kneel on any part of this product during assembly.

ASSEMBLY INSTRUCTIONS

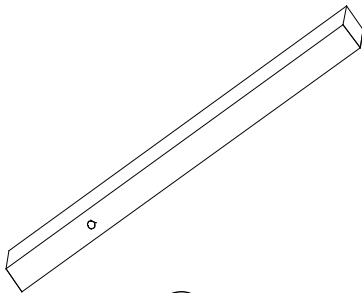
ESSENTIAL 2-TIER CONSOLE TABLE











①x1



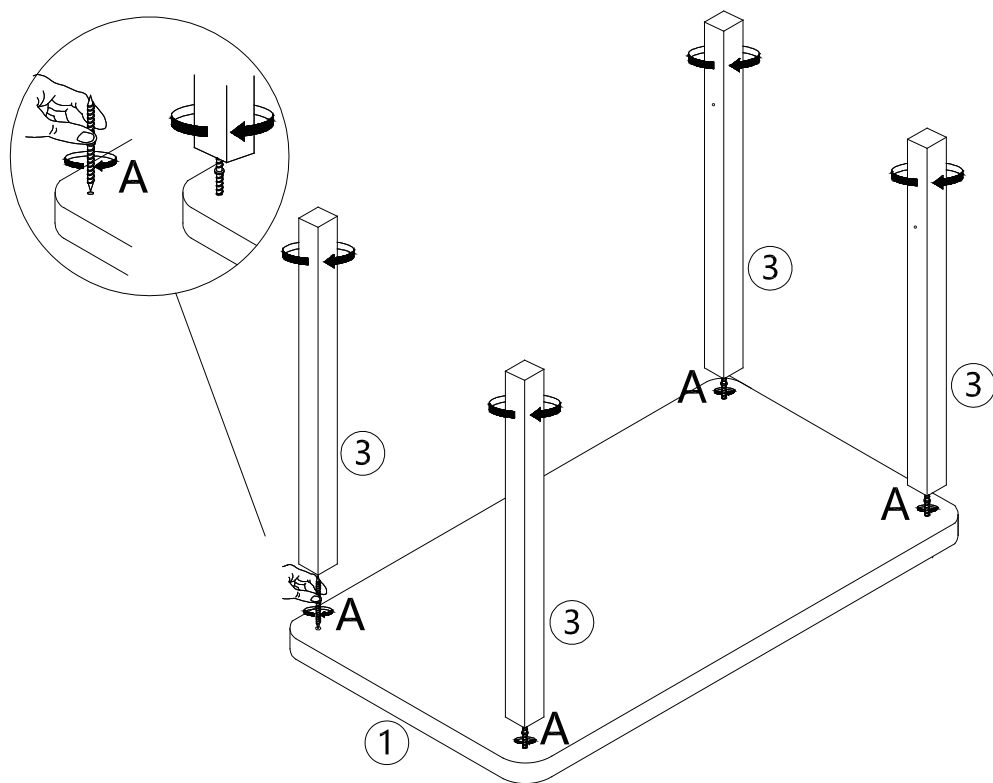
②x1



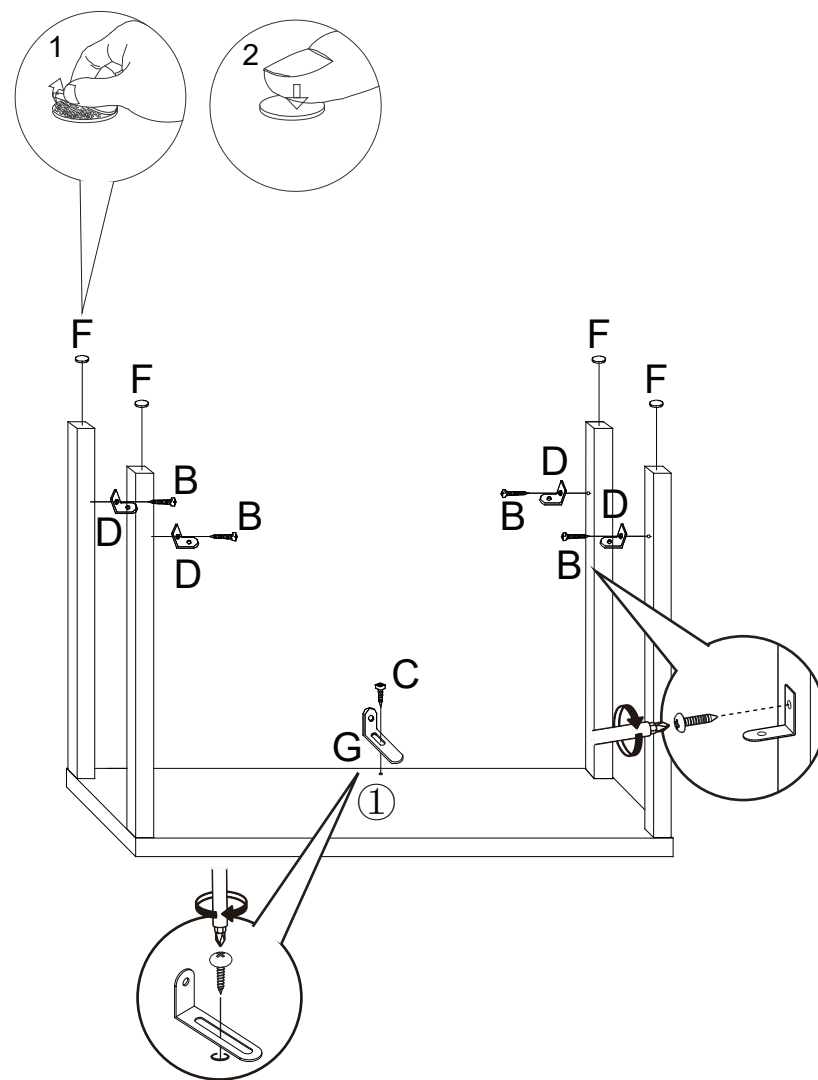
③x4

A		M7x60mm	4 PCS
B		M4x16mm	4 PCS
C		M4x10mm	5 PCS
D			4 PCS
E		M4x30mm	1 PC
F			4 PCS
G			1 PC
H			1 PC

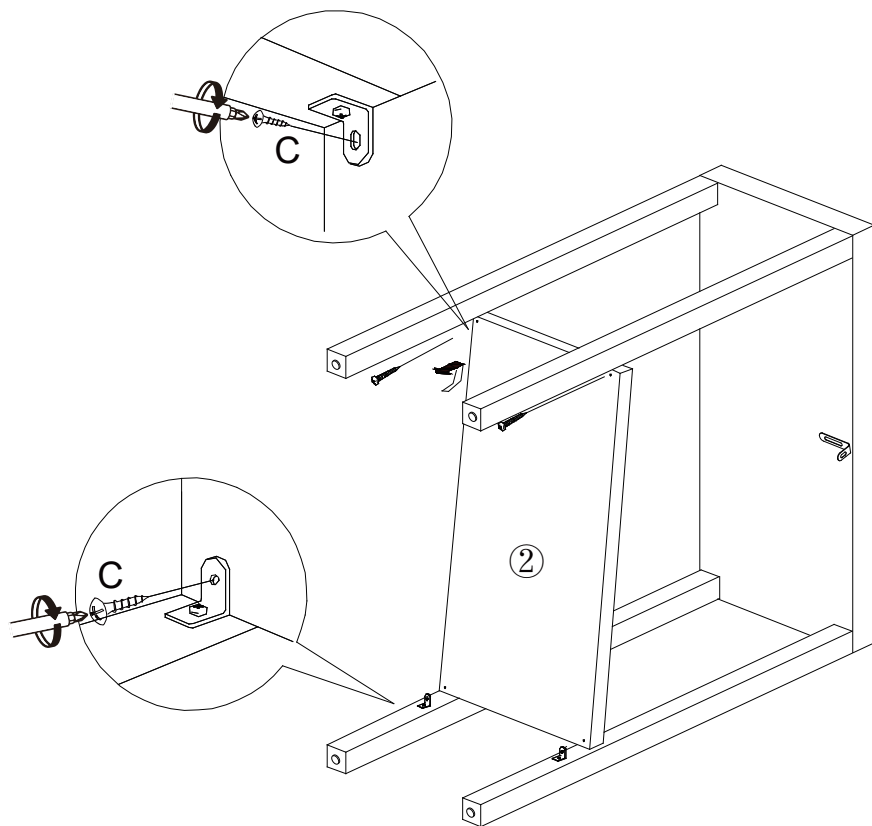
1




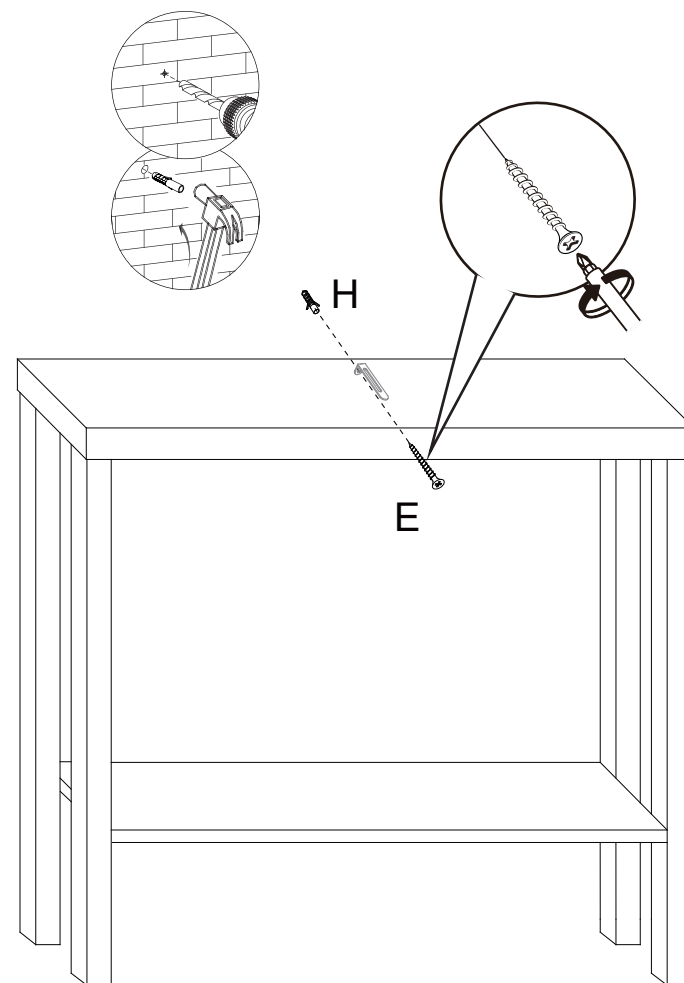
2



3



4



Care and maintenance of your furniture.

- Please periodically check all fittings and re-tighten as necessary.
- To clean your item, please use a damp cloth and wipe clean.
- Never allow any kind of liquid to remain on your furniture. Absorption can cause wood to warp of
- finishes to de-laminate.
- Please do not place hot items(e.g. hot drinks) directly on to the wood surface.
- Please do not drag and pull your furniture.