

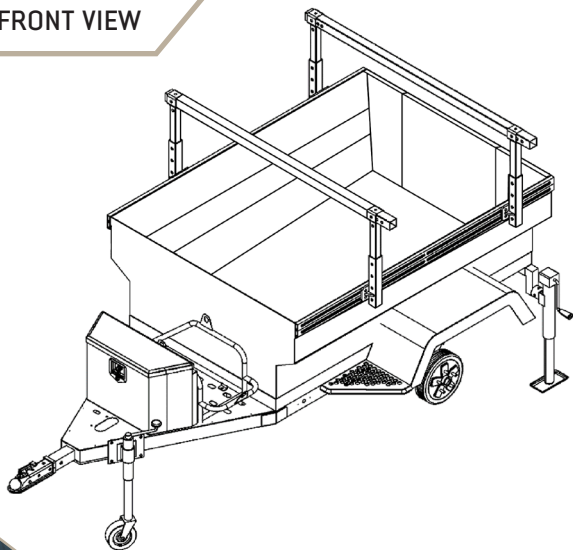
# OFF-ROAD TRAILER



LEARN MORE AT:  
[WWW.OVERLANDVEHICLESYSTEMS.COM](http://WWW.OVERLANDVEHICLESYSTEMS.COM)



3/4 FRONT VIEW



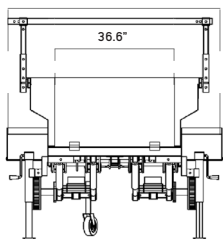
## SPECIFICATIONS

TRAILER WEIGHT	1250 LBS.
CARGO WT CAP	2014 LBS.
ACC. HITCH TOW RATING	200 LBS.
TIRE SIZES	265/70/17
CROSSBAR WT CAP	800 LBS.
TAILGATE WT CAP	150 LBS.

REAR VIEW

66"

36.6"

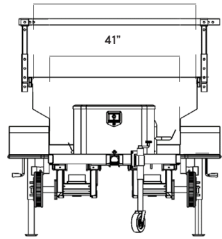


FRONT VIEW

51.6"

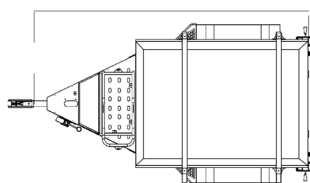
41"

23"



TOP VIEW

115"

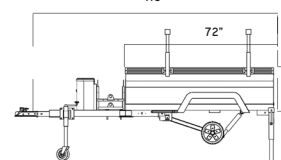


SIDE VIEW

115"

72"

23"



TONGUE CARGO BOX



SPARE TIRE CARRIER



TENT UPRIGHT POSTS



REAR SUPPORT JACKS

PART #	DESCRIPTION	ETA	PRICE
70100010	OFF-ROAD TRAILER WITH 5X5 BOLT PATTERN	AVAILABLE	\$5999.99
70100030	OFF-ROAD TRAILER WITH 6X5.5 BOLT PATTERN	Q2 - 2025	\$5999.99
70100011	OFF-ROAD TRAILER TONGUE CARGO BOX	AVAILABLE	\$299.99
70100013	OFF-ROAD TRAILER TENT UPRIGHT POSTS (SET OF 2 WITH MOUNTS)	AVAILABLE	\$499.99
70100015	OFF-ROAD TRAILER TRAILER SPARE TIRE CARRIER WITH MOUNTING HARDWARE	AVAILABLE	\$99.99
70100016	OFF-ROAD TRAILER REAR SUPPORT JACKS (EACH)	AVAILABLE	\$99.99



# FEATURES & BENEFITS




INTEGRATED BREAKAWAY SYSTEM FOR FAILSAFE SAFETY



MANUAL PARKING BRAKE FOR ROLL CONTROL ON ANY TERRAIN



2" FRONT RECEIVER ACCOMMODATES BALL COUPLER, ARTICULATING HITCH, OR PINTLE HOOK



REMOVABLE HEAVY-DUTY JOCKEY WHEEL AND TONGUE JACK



HEAVY-DUTY PULL LATCH FOR TAILGATE



INDEPENDENT COIL SPRUNG TRAILING ARMS WITH DUAL SHOCKS & LIMITING STRAPS



ELECTROSTATIC PLATED AND MILITARY GRADE TWO-STAGE BLACK POWDER COATING FINISH



265/70/17 TIRES AND WHEELS INCLUDED



MANUAL PARKING BRAKE WITH ELECTRIC 10" DRUM BRAKES



DOT TAIL LIGHT/BRAKE LIGHT AND SIDE MARKERS



7-PIN WIRING HARNESS DESIGNED TO INTEGRATE W/ VEHICLE WIRING



7" OF TRAVEL PROVIDES BETTER OFF-ROAD PERFORMANCE

- Steel Construction
- Marine-Grade 304 Stainless Steel Hardware



LIMITED LIFETIME WARRANTY



ELECTRIC BREAKAWAY SYSTEM



UP TO 32" TIRE ACCOMMODATION



# HOW TO REGISTER YOUR OFF-ROAD TRAILER

1. Make sure your tent is removed, as some states might classify this as a camper or domicile if there is a tent.
2. Visit your local DMV.
3. Register/Title your OVS Off-Road Trailer
4. Your local DMV may require:
  - Purchase Invoice
  - Cash register receipt or bill of sale showing the purchase and retail sales tax or use tax collection.
  - MCO (Manufacturer's Certificate of Origin). In some states, this will act as your title or pink slip.
  - Make sure your receipts cover the trailer kit, tires and wheels, trailer brake controller, and any other parts that were used to be with the construction of the trailer. (Keep all receipts for your records).

## IMPORTANT:

Regulations and requirements will vary by state or province. Please consult your State/Province Department of Motor Vehicles for additional information or guidance on licensing, registration, or titling. If you believe that your vehicle has a defect, which could cause a crash or could cause injury or death, you should immediately inform the National Highway Traffic Safety Administration (NHTSA) in addition to notifying Overland Vehicle Systems. Some states/ provinces may require the trailer kit be registered with the local DMV. Some states/ provinces may consider that this trailer kit is a specially constructed or a homemade vehicle for registration, licensing and/or titling purposes. The M.C.O. (Manufactures Certificate of Origin) supplied with your trailer kit may be needed for registration and may need to be notarized depending on state/ province. Your dealer may sign and notarize your MCO. When licensing your trailer, you may need the signed Manufacturer's Certificate of Origin, a purchase invoice, cash register receipt, or bill of sale showing the purchase and retail sales tax or use tax collection by the retailer. Keep all receipts for parts used to build your trailer. Take these to your local Department of Motor Vehicles and upon payment of the appropriate State fees, you will be issued a title, registration and license plate. Some states/provinces will require inspection of the assembled and finished trailer kit before issuing a title/registration/license. If you require additional information or guidance on licensing, registration, or titling, please consult your State/Province Department of Motor Vehicles. If you believe that your vehicle has a defect which could cause a crash or could cause injury or death, you should immediately inform the National highway traffic Safety Administration (NHTSA) in addition to notifying Overland Vehicle Systems If NHTSA receives similar complaints. It may open an investigation. If it finds that a safety defect exists in a group of vehicles, it may order a recall and remedy campaign. However, NHTSA cannot become involved in individual problems between you, your dealer. To contact NHTSA, you may either call the Auto Safety Hotline toll-free at 800-327-4236 or 202-366-4000 or write to NHTSA, 12000 New Jersey Ave SE, West Building, Washington, DC 20590. You may also obtain other information about motor vehicle safety from the Hotline.