



TES100AA & TES100DA

Sensor Operated TOTO Soap Dispenser

FEATURES

- Sensor operated soap dispenser
- Sleek and compact modern design
- Solid brass spout and body
- Removable soap tank for easy access and effortless soap refill
- Vandal resistant spout
- Two power options: AC or DC

MODELS

- ☐ **TES100AA#CP** – AC Type
- ☐ **TES100DA#CP** – DC Type



OPTIONAL ACCESSORIES

- ☐ **Escutcheon Plate - THP3140#CP**

<input type="checkbox"/> TOTO Soap	QTY	TYPE	SCENT
<input type="checkbox"/> TSFB1	4 – 1 gal. ea.	Antimicrobial	Fragrance Free
<input type="checkbox"/> TSFB5	1 – 5 gal. ea.		
<input type="checkbox"/> TSFB55	1 – 55 gal. ea.		
<input type="checkbox"/> TSFB1-GS	4 – 1 gal. ea.	Green Seal™	Lilac
<input type="checkbox"/> TSFB5-GS	1 – 5 gal. ea.		



PRODUCT SPECIFICATION

TOTO Model # _____ soap dispenser shall have automatic infrared sensor. Product shall have 3/8 gallon soap tank.

CODES/STANDARDS

- Certifications: AC model supplied with UL listed Class 2 power supply
- Code compliance: NEC, CEC



TES100AA & TES100DA

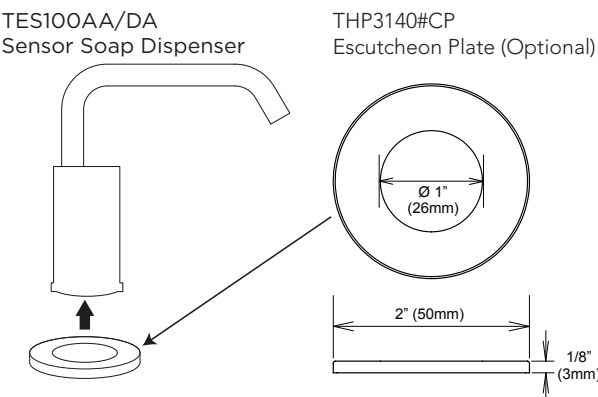
Sensor Operated TOTO® Soap Dispenser

SPECIFICATIONS

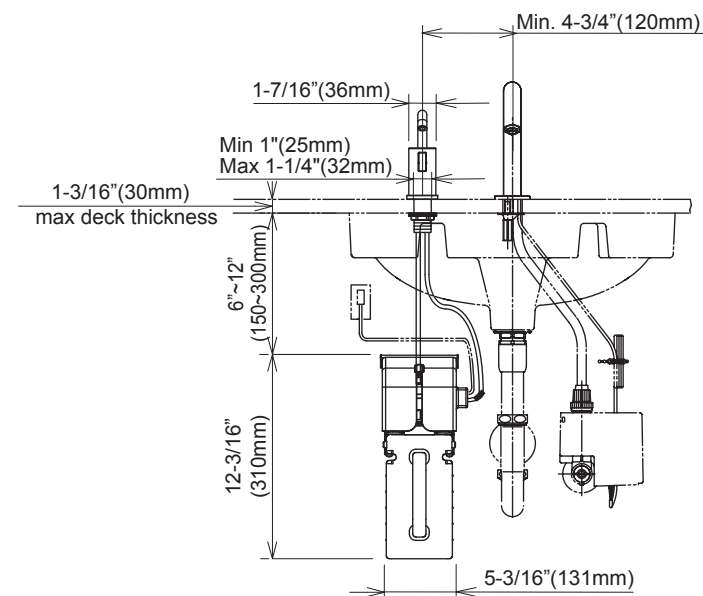
	TES100DA#CP	TES100AA#CP
Power Supply	DC	AC
	4 D1.5V alkaline batteries	Input 100-240 Output 6V DC, 1.50A double insulated
AC Power Cord	59" (1500mm)	
Soap Tube	17-3/4" (450mm)	
Sensor Cable	19-3/4" (500mm)	
Soap Dispensing	0.8 ~ 1.2 ml	
Sensor Detection	5-7/8" ± 9/16" (150mm ± 15mm)	
Ambient Temperature	32-104°F (1-40°C)	
Max humidity	90% RH	
Tank capacity	3/8 gallons	
Warranty	3 Years	

INSTALLATION NOTES

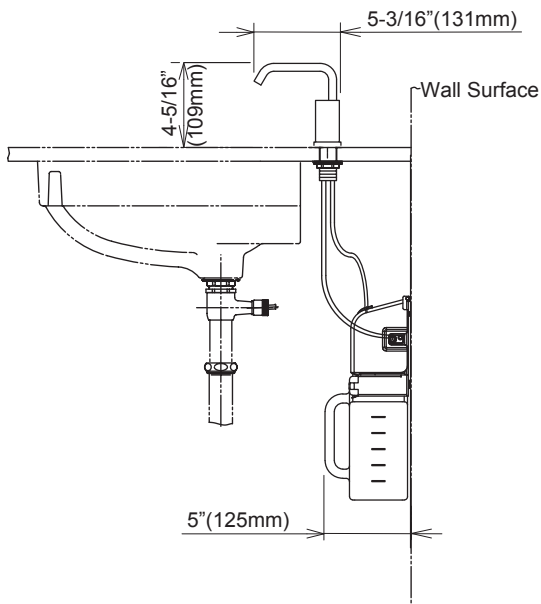
- Product base (no escutcheon) will cover a drill hole diameter of: **1" ~ 1-1/4" (25 ~ 32mm)**
- Product base with optional escutcheon plate (THP3140#CP) will cover a drill hole diameter of: **1-1/4" ~ 1-1/2" (32 ~ 38mm)**



FRONT VIEW



SIDE VIEW



TOTO®

These dimensions and specifications are subject to change without notice

Ph: (888) 295-8134 | Fax: (800) 699-4889 | www.totousa.com | © TOTO USA

#SS-01095, v.05



Handy Washroom Direct
www.handywashroom.com