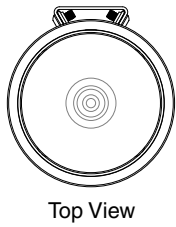
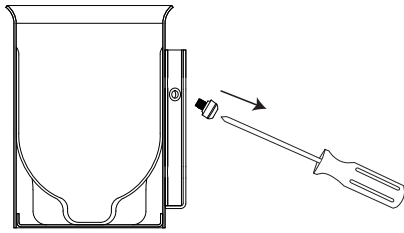


# INSTRUCTIONS FOR INSTALLATION

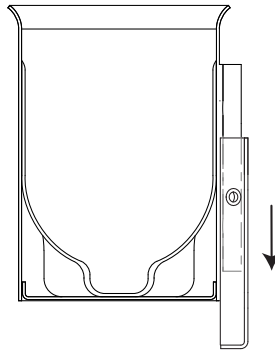
## Bobrick Cubicle Collection B-544 Toilet Brush Holder



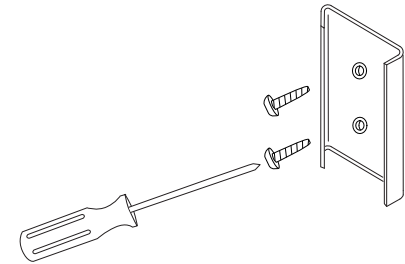
Top View



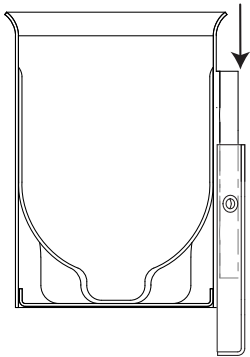
1. Remove set screws



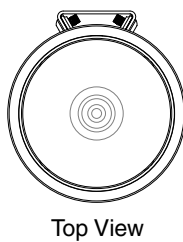
2. Slide female bracket off



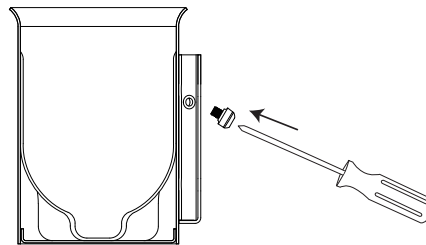
3. Mount female bracket



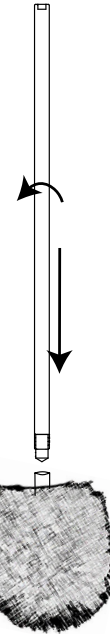
4. Slide male bracket into female



Top View



5. Replace set screws



6. Screw handle into brush head



© 2009 by Bobrick Washroom Equipment, Inc.  
Form No. 544-69 Issued 1/09

**BOBRICK WASHROOM EQUIPMENT, INC.**  
Global Headquarters:  
11611 Hart Street, North Hollywood, California 91605-5882 • Tel: +1-818-764-1000 • FAX: +1-818-503-9941  
Email: international@bobrick.com



**Handy Washroom Direct**  
[www.handywashroom.com](http://www.handywashroom.com)