



# AMERICAN SPECIALTIES, INC.

441 Saw Mill River Road, Yonkers, NY 10701 (914) 476-9000  
www.americanspecialties.com

MODEL No: 0600-TM1

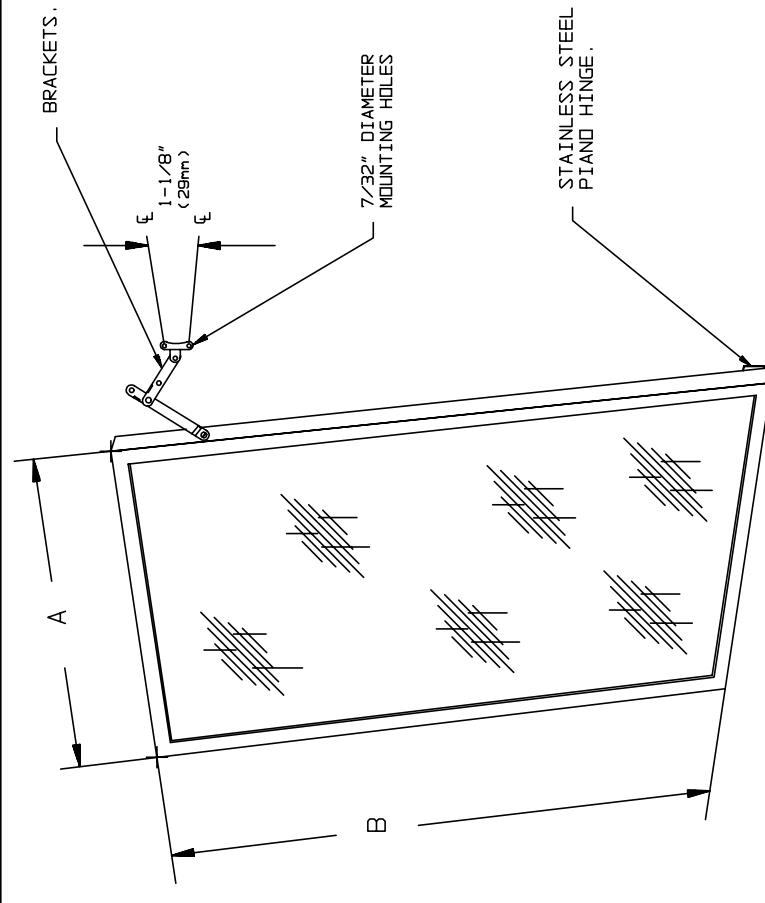
ISSUED: 1-87

REVISED: 5-07

## BLOCKING AND MOUNTING GUIDE 0600-T (pg 1 of 2)

**NOTES:** (A) (B)

1. X = TYPE GLAZING, WHERE -A IS SUPPLIED STANDARD. FOR A COMPLETE DESCRIPTION OF -A OR ANY OTHER AVAILABLE GLAZING SEE THE GLAZING CHART.
2. SEE PAGE 2 FOR WALL REINFORCEMENT.



CUST. No.	CUSTOMER NAME	STD. No.
CUST. PD. No.		DATE
<b>ASI</b> AMERICAN SPECIALTIES, INC. 441 SAW MILL RIVER ROAD, YONKERS, NY 10701-9686 TEL. (914) 476-9000 FAX. (914) 476-0688		
PROJECT NAME	LOCATION	
ARCHITECT		
CONTRACTOR		
TITLE ORDER ENTRY FORMAT SPECIFICATION		
(A) 0600-T ADJUSTABLE TILT FRAME MIRROR		
DRAWN BY JOSE V.	JOB NO.	DWG. NO.
DATE 5/22/95		0600-TM1
		1 / 2

FOR NONSTANDARD A X B DIM' S, A X B MUST NOT EXCEED 42" X 48"

-M DIMENSIONS

	A	B	X
B	CHART REF	HDH	3-26-07
A	REISSUE	HDH	1-21-98
I	NOTES	HDH	3-1-96
KEY	REVISION	AUTHORIZED BY	DATE



**AMERICAN SPECIALTIES, INC.**

441 Saw Mill River Road, Yonkers, NY 10701 (914) 476-9000  
www.americanspecialties.com

MODEL No: 0600-TM2

ISSUED: 1-87

REVISED: 5-07

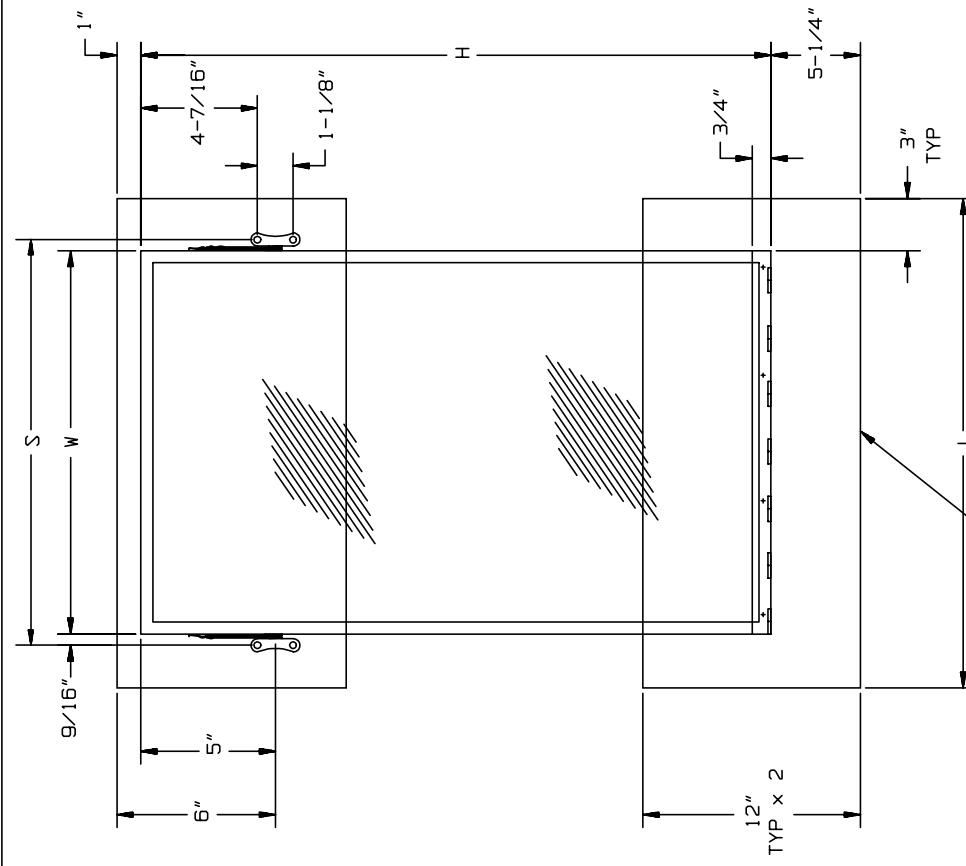
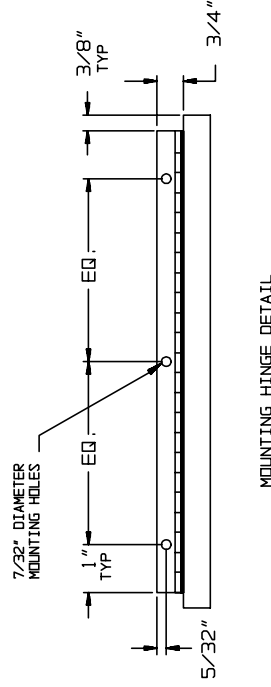
BLOCKING AND MOUNTING GUIDE 0600-T (pg 2 of 2)

**TABLE OF STANDARD DIMENSIONS**

SIZES	W <sup>+1/8"</sup> <sub>-0"</sub>	H <sup>+1/8"</sup> <sub>-0"</sub>	(A) S <sup>+1/8"</sup> <sub>-0"</sub>	L
16" x 24"	16"	24"	17-1/8"	22"
16" x 30"	16"	30"	17-1/8"	22"
18" x 24"	18"	24"	19-1/8"	24"
18" x 30" (B)	18"	30"	19-1/8"	24"
24" x 30"	24"	30"	25-1/8"	30"
24" x 36"	24"	36"	25-1/8"	30"

**INSTALLATION PROCEDURE**

PLACE BRACKETS RIGHT AND LEFT OF MIRROR FRAME LISTING No. 8-32 MACHINE SCREWS (SUPPLIED), SECURE PIANO HINGE TO WALL WITH No. 10 SELF TAPPING SCREWS (SUPPLIED BY OTHERS). MOUNT PIVOT BRACKETS TO WALL WITH FOUR (4) #8 TOGGLE ANCHORS (B.O.). FOR COMPLIANCE WITH ADA ACCESSIBILITY GUIDELINES, BOTTOM EDGE OF REFLECTING SURFACE SHOULD BE NO HIGHER THAN 40" (1016) ABOVE FINISHED FLOOR.



**PROJECT NAME**  
**LOCATION**  
**ARCHITECT**  
**CONTRACTOR**  
**TITLE**  
**DRAWN** JUSE V. **DATE** 8/2/95  
**CHK. BY** **DATE** 8/2/95

**AMERICAN SPECIALTIES, INC.**  
441 SAW MILL RIVER ROAD, YONKERS, NY 10701-9886  
TEL. (914) 476-9000 FAX. (914) 476-0888

**AMOUNTING DIAGRAM FOR 0600-T SERIES**  
**ING. NO.** 0600-TM2

**NOTES:**

1. FOR NONSTANDARD SIZES COMPUTE S=W+1-1/8"
2. FOR NONSTANDARD SIZES COMPUTE L=H+6"
3. ENSURE MOUNTING IS SECURE AND COMPLIES WITH APPROPRIATE CODES
4. SEE PAGE 1 FOR ORDER ENTRY FORMAT

CONCEALED BLOCKING TYP x 2  
# 18 GAUGE STEEL SHEET ANCHORED TO DRYWALL STUDS

KEY	REVISION	AUTHORIZED BY	DATE	
C	SCRS	B.O.	HOH	1-26-07
B	CORRECTION	JAS	JAS	3-16-05
A	REISSUE	HOH	HOH	1-21-98