

Declaration of Conformity

In Accordance with ANSI/ISEA 125-2014



Alexander Andrew, Inc. 1306 S. Alameda St Compton, CA 90221

Declaration #

C1116072a

Declaration Date

11.16.16

Tested Item #

8242YAF

6' SAL Y-Legs; Arc Flash w/Snaphooks

Additional Items Conforming Under this Declaration:

82423YAF

8242YL

8242Y3L

8242Y

8242Y3

Alexander Andrew, Inc. declares that the product(s) listed above is in conformity with the requirements of the following performance standard(s):

ANSI Z359.13-2013 & ASTM F887-13

Conformity Assessment Method in accordance with ANSI/ISEA 125-2014

Level 1

Level 2

X

Level 3

Level 1: FallTech Lab
Outside the Scope of
ISO/IEC Standard 17025:2005

Level 2: FallTech Lab
Within the Scope of
ISO/IEC Standard 17025:2005

Level 3: Independent 3rd Party Lab
accredited to
ISO/IEC Standard 17025:2005

Supporting
Documentation

PC-1130 K-418931-1611H02-R00

Authorized Signature

Name

Mark Sasaki

Title

Director of Engineering

Date

4.17.19

Exova
3883 East Eagle Drive
Anaheim
California
USA
92807

T: +1 (714) 630-3003
F: +1 (714) 630-4443
E: sales@exova.com
W: www.exova.com



Testing. Advising. Assuring.

May 31, 2017

FallTech Testing Laboratory
1306 S. Alameda Street
Compton, CA 90221

Attention: Jay Sponholz
Quality Manager

Subject: **Attestation of Witnessing Testing**
Exova OCM Job # 370708-10
FallTech P.O.: OPEN
Report No.: PC-1130
Base Part No. 8242YAF
Description: Y-Leg Energy Absorbing Lanyard

Dear Mr. Sponholz:

The purpose of this attestation is to attest to the fact that a representative of Exova OCM was on site at FallTech's facilities to confirm suitability of the equipment used, calibration status of the equipment and to witness testing performed by FallTech employees. Details of this visit are included below:

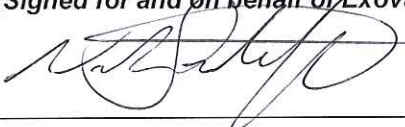

- Date of Testing:
 - May 24, 2017
- Exova OCM Test Witness:
 - 5/24/17 -Nolan Schatzle
- FallTech Test Operators:
 - Yesbet Sierra/Jay Sponholz
- Specification:

ANSI Z359.13-2013 Sections 4.7.1, 4.7.2, 4.7.3, 4.8, 4.9, 4.13.1, 4.13.2, 4.13.3

- Equipment Calibration Interval
 - 1 year, except weights which are 5 years

Attached to this attestation is the test report generated by FallTech Testing Laboratory. Exova OCM test witness certifies the report accurately presents the testing performed on the samples identified.

Test Report #	Date	Base Part #	Description	Sample ID's	Results
PC-1130	5/24/17	8242YAF	Energy Absorbing Lanyard	S1 S2 S3 D1 D2 D3 S1 S2 S3 D1 D2 D3 W1 W2 W3 C1 C2 C3 H1 H2 H3	Pass

Test Witness Signature: Nolan Schatzle Technician Mechanical Laboratory	(Signed for and on behalf of Exova-OCM) 	
---	---	---

Approval Signature: Jim Rutherford Active Quality Manager	(Signed for and on behalf of Exova-OCM) 	
--	--	---

This attestation shall not be reproduced except in full, without the written approval of Exova-OCM. The laboratory has witnessed the testing the material / items supplied by the client as sampled by the client. The testing is not within Exova OCM's L.A.B scope of testing and was not performed at Exova OCM.



FallTech Test Report

Test Report No.	PC-1130	Rpt. Date	5/24/2017	Rpt. Rev		Rev Date	
Report Prepared For	FallTech						
Initiated By	Dan Redden	Test Specification(s)	ANSI Z359.13-2013 4.7.1, 4.7.2, 4.7.3, 4.8, 4.9, 4.13.1, 4.13.2, 4.13.3				
Part No.	8242YAF	Part No. Revision	A				
Part Description	Y-Leg Energy Absorbing Lanyard						
Test Request No.	PC-1130	Date Complete	5/17/2017				
Test Operator(s)	Yesbet Sierra / Jay Sponholz						

Material/Sample Identification

Sample ID	Description
S1	Y-Leg Energy Absorbing Lanyard
S2	Y-Leg Energy Absorbing Lanyard
S3	Y-Leg Energy Absorbing Lanyard
D1	Y-Leg Energy Absorbing Lanyard
D2	Y-Leg Energy Absorbing Lanyard
D3	Y-Leg Energy Absorbing Lanyard
S1	Y-Leg Energy Absorbing Lanyard
S2	Y-Leg Energy Absorbing Lanyard
S3	Y-Leg Energy Absorbing Lanyard
D1	Y-Leg Energy Absorbing Lanyard
D2	Y-Leg Energy Absorbing Lanyard
D3	Y-Leg Energy Absorbing Lanyard
W1	Y-Leg Energy Absorbing Lanyard
W2	Y-Leg Energy Absorbing Lanyard
W3	Y-Leg Energy Absorbing Lanyard
C1	Y-Leg Energy Absorbing Lanyard
C2	Y-Leg Energy Absorbing Lanyard
C3	Y-Leg Energy Absorbing Lanyard
H1	Y-Leg Energy Absorbing Lanyard
H2	Y-Leg Energy Absorbing Lanyard
H3	Y-Leg Energy Absorbing Lanyard



FallTech Test Report

Test Report No.	PC-1130	Rpt. Date	5/24/2017	Rpt. Rev		Rev Date	
Report Prepared For	FallTech						
Initiated By	Dan Redden	Test Specification(s)	ANSI Z359.13-2013 4.7.1, 4.7.2, 4.7.3, 4.8, 4.9, 4.13.1, 4.13.2, 4.13.3				
Part No.	8242YAF	Part No. Revision	A				
Part Description	Y-Leg Energy Absorbing Lanyard						
Test Request No.	PC-1130	Date Complete	5/17/2017				

Test Summary

Test Specification	Test Criteria	Test Result	Pass/Fail	
ANSI Z359.13-2013 4.7.1, 4.7.2	Static Strength	≥ 5000 Lbf	5027.8 Lbf	Pass
	Hold	≥ 1 Minute	1 Minute	Pass
	Static Strength	≥ 5000 Lbf	5038.7 Lbf	Pass
	Hold	≥ 1 Minute	1 Minute	Pass
ANSI Z359.13-2013 4.7.1, 4.7.2	Static Strength	≥ 5000 Lbf	5038.7 Lbf	Pass
	Hold	≥ 1 Minute	1 Minute	Pass
	Static Strength	≥ 5000 Lbf	5026.8 Lbf	Pass
	Hold	≥ 1 Minute	1 Minute	Pass
ANSI Z359.13-2013 4.7.1, 4.7.2	Static Strength	≥ 3600 Lbf	5023.0 Lbf	Pass
	Hold	≥ 1 Minute	1 Minute	Pass
	Static Strength	≥ 3600 Lbf	5029.9 Lbf	Pass
	Hold	≥ 1 Minute	1 Minute	Pass
ANSI Z359.13-2013 4.7.3	Static Strength	≥ 5000 Lbf	5049.9 Lbf	Pass
	Hold	≥ 1 Minute	1 Minute	Pass
ANSI Z359.13-2013 4.7.3	Static Strength	≥ 5000 Lbf	5023.4 Lbf	Pass
	Hold	≥ 1 Minute	1 Minute	Pass
ANSI Z359.13-2013 4.7.3	Static Strength	≥ 5000 Lbf	5028.7 Lbf	Pass
	Hold	≥ 1 Minute	1 Minute	Pass
ANSI Z359.13-2013 4.8	Arrest Distance	≤ 48"	40.2"	Pass
	Max Arrest Force	≤ 1800 Lbf	1073.3 Lbf	Pass
	Avg Arrest Force	≤ 900 Lbf	760.5 Lbf	Pass
ANSI Z359.13-2013 4.8	Arrest Distance	≤ 48"	38.2"	Pass
	Max Arrest Force	≤ 1800 Lbf	936.6 Lbf	Pass
	Avg Arrest Force	≤ 900 Lbf	751.0 Lbf	Pass
ANSI Z359.13-2013 4.8	Arrest Distance	≤ 48"	38.0"	Pass
	Max Arrest Force	≤ 1800 Lbf	1064.9 Lbf	Pass
	Avg Arrest Force	≤ 900 Lbf	834.8 Lbf	Pass



FallTech Test Report

Test Report No.	PC-1130	Rpt. Date	5/24/2017	Rpt. Rev		Rev Date	
Report Prepared For	FallTech						
Initiated By	Dan Redden	Test Specification(s)	ANSI Z359.13-2013 4.7.1, 4.7.2, 4.7.3, 4.8, 4.9, 4.13.1, 4.13.2, 4.13.3				
Part No.	8242YAF			Part No. Revision	A		
Part Description	Y-Leg Energy Absorbing Lanyard						
Test Request No.	PC-1130			Date Complete	5/17/2017		
ANSI Z359.13-2013 4.9	Max Arrest Force	≤ 1800 Lbf	994.6 Lbf	Pass			
ANSI Z359.13-2013 4.9	Max Arrest Force	≤ 1800 Lbf	1069.2 Lbf	Pass			
ANSI Z359.13-2013 4.9	Max Arrest Force	≤ 1800 Lbf	1048.3 Lbf	Pass			
ANSI Z359.13-2013 4.13.1	Arrest Distance	≤ 48"	42.2"	Pass			
	Max Arrest Force	≤ 1800 Lbf	1003.8 Lbf	Pass			
	Avg Arrest Force	≤ 1125 Lbf	761.3 Lbf	Pass			
ANSI Z359.13-2013 4.13.1	Arrest Distance	≤ 48"	41.1"	Pass			
	Max Arrest Force	≤ 1800 Lbf	934.4 Lbf	Pass			
	Avg Arrest Force	≤ 1125 Lbf	768.0 Lbf	Pass			
ANSI Z359.13-2013 4.13.1	Arrest Distance	≤ 48"	41.8"	Pass			
	Max Arrest Force	≤ 1800 Lbf	934.8 Lbf	Pass			
	Avg Arrest Force	≤ 1125 Lbf	765.9 Lbf	Pass			
ANSI Z359.13-2013 4.13.2	Arrest Distance	≤ 48"	32.2"	Pass			
	Max Arrest Force	≤ 1800 Lbf	1150.6 Lbf	Pass			
	Avg Arrest Force	≤ 1125 Lbf	851.9 Lbf	Pass			
ANSI Z359.13-2013 4.13.2	Arrest Distance	≤ 48"	34.0"	Pass			
	Max Arrest Force	≤ 1800 Lbf	1171.6 Lbf	Pass			
	Avg Arrest Force	≤ 1125 Lbf	880.9 Lbf	Pass			
ANSI Z359.13-2013 4.13.2	Arrest Distance	≤ 48"	29.8"	Pass			
	Max Arrest Force	≤ 1800 Lbf	1291.8 Lbf	Pass			
	Avg Arrest Force	≤ 1125 Lbf	844.4 Lbf	Pass			





FallTech Test Report

Test Report No.	PC-1130	Rpt. Date	5/24/2017	Rpt. Rev		Rev Date	
Report Prepared For	FallTech						
Initiated By	Dan Redden	Test Specification(s)	ANSI Z359.13-2013 4.7.1, 4.7.2, 4.7.3, 4.8, 4.9, 4.13.1, 4.13.2, 4.13.3				
Part No.	8242YAF	Part No. Revision	A				
Part Description	Y-Leg Energy Absorbing Lanyard						
Test Request No.	PC-1130	Date Complete	5/17/2017				
ANSI Z359.13-2013 4.13.3	Arrest Distance	≤ 48"	43.5"	Pass			
	Max Arrest Force	≤ 1800 Lbf	1195.8 Lbf	Pass			
	Avg Arrest Force	≤ 1125 Lbf	762.5 Lbf	Pass			
ANSI Z359.13-2013 4.13.3	Arrest Distance	≤ 48"	44.0"	Pass			
	Max Arrest Force	≤ 1800 Lbf	1016.0 Lbf	Pass			
	Avg Arrest Force	≤ 1125 Lbf	740.9 Lbf	Pass			
ANSI Z359.13-2013 4.13.3	Arrest Distance	≤ 48"	46.4"	Pass			
	Max Arrest Force	≤ 1800 Lbf	1017.5 Lbf	Pass			
	Avg Arrest Force	≤ 1125 Lbf	722.2 Lbf	Pass			

Conclusion

FallTech P/N 8242YAF Rev. A meets the requirements of ANSI Z359.13-2013 and ASTM F-887-13

Report Signatories and Approval

Lab Quality Manager		Date	5/24/2017
Witnessed by		Date	5-31-17



Test Performed for
ArcWear.com
Louisville, KY 40223
www.ArcWear.com

Personal Climbing Equipment provided by
FallTech
1306 S Alameda St
Compton, CA 90221
800-719-4619

Shock Absorbing Lanyard, Model 8242YAF

ASTM F887-13 Standard Specifications for Personal Climbing Equipment
Section 22, Electric Arc Performance Evaluation

Kinectrics Inc. Report No.: K-418931-1611H02-R00

Item received: November 16, 2016

Test Date: November 16, 2016

Client representative: Hugh Hoagland
ArcWear

Digitally signed by Hugh
Hoagland
Date: 2016.11.25 10:18:19
-05'00'

Prepared by: Andrew Haines
Supervising Technologist
Kinectrics Inc

Date: 2016.11.28
18:25:53 -05'00'

Approved by: Stephen Cress, P. Eng
Department Manager, DAM
Transmission and Distribution Technologies
Kinectrics Inc

Stephen Cress
2016.12.01
18:22:16 -05'00'

Kinectrics Inc takes reasonable steps to ensure that all work performed shall meet the industry standards as set out in Kinectrics Inc.'s Quality Manual, and that all reports shall be reasonably free of errors, inaccuracies or omissions. KINETRICS INC. DOES NOT MAKE ANY WARRANTY OR REPRESENTATION WHATSOEVER, EXPRESS OR IMPLIED, WITH RESPECT TO THE MERCHANTABILITY OR FITNESS FOR ANY PARTICULAR PURPOSE OF ANY INFORMATION CONTAINED IN THIS REPORT OR THE RESPECTIVE WORKS OR SERVICES SUPPLIED OR PERFORMED BY KINETRICS INC. Kinectrics Inc. does not accept any liability for any damages, either directly, consequentially or otherwise resulting from the use of this report.

Note about this report

- The test performed does not apply to electrical contact or electrical shock hazard
- The test result is applicable only to the Test Item, other material or color may have a different response.
- The findings of this report are based on the current test method as described in the Reference Standard
- It is assumed that the information supplied by the client was valid and complete

Kinectrics Inc., 800 Kipling Avenue, Toronto, Ontario, Canada, M8Z 5G5
Tel: 416-207-6305, FAX: 416-207-5717
www.kinectrics.com

Electric Arc Exposure Test Report

Test Description

Harnesses- The test program requires the specimens be placed on mannequins as normally worn. A minimum of six samples are tested, three samples with the front facing the arc and three samples with the back side toward the arc. The mannequin is positioned as to have the arc centered on the chest for front facing exposure and centered on the fall arrest attachment for the back facing exposure.

Harness accessories, loops etc. - Three specimens of each accessory or loop are required to be exposed to the arc. These may be attached webbing or other suitable means to allow the item to be held against the mannequin or panel at a distance of 30.5 cm (12 inches).

Shock Absorbing Lanyard - Three specimens of each lanyard are required to be exposed to the arc. These are placed over the shoulder and held against the mannequin or panel at a distance of 30.5 cm (12 inches). Several lanyards may be tested at one time on the same mannequin.

Test Requirements

The test standard requires that the finished personal climbing equipment be exposed to a level of 40 ± 5 cal/cm². In the case where the arc exposure is out of range of the standard, extra samples may be performed if available. There shall be no ignition of any component, no greater than 5 seconds afterflame and no melting and dripping of any materials.

As proof of performance following the arc exposure, the exposed test specimens shall be subjected to a drop test per ANSI Z359.1 or Z349.13 as applicable. This shall be done as soon as practically possible. ArcWear has arranged to have the test items returned to the client or other laboratory to perform the drop test.

Results and Observations

The following test data was recorded for each trial:

- Arc exposure electrical conditions: arc trial number, RMS arc current, arc voltage, arc duration, energy dissipated in arc, plots of arc current and arc voltage
- Average incident energy from monitors.
- Photographs of exposed samples before and after exposure
- Video recording during and immediately after the exposure to record after-flame
- Examination of the samples after the test for evidence of ignition, melting and dripping or any other material problems.

The essential test data and test results with a representative photograph of the samples are presented in the following pages. The observations are performed by a qualified observer that has knowledge of behavior of materials in an arc exposure and in depth knowledge of arc testing specifications and requirements.

Quality Management

The arc testing performed to the above mentioned Standard is accredited by the Standards Council of Canada (SCC) to conform to the requirements of CAN-P-4E (ISO/IEC 17025:2005). Accreditation by the Standards Council of Canada (SCC) is a mark of competence and reliability recognized throughout the world.

Sample description: Shock Absorbing Lanyard
Sample identification: Model 8242YAF
Manufacturer: FallTech
Material of webbing: Black Kevlar

Trial # 16-5979		
Mannequin	A – front exposure	B – back exposure
Item Serial #	N/A	N/A
Ei, cal/cm ²	45.3	43.0
Afterflame	0	0
Ignition	N	N
Melting and dripping	N	N
Comment	Pass	Pass
Trial # 16-5980		
Mannequin	A – front exposure	B – back exposure
Item Serial #	N/A	N/A
Ei, cal/cm ²	40.5	N/A
Afterflame	1	N/A
Ignition	N	N/A
Melting and dripping	N	N/A
Comment	Pass	N/A

Conclusions

The Model 8242YAF Shock Absorbing Lanyard has met the no melting, no dripping, and no ignition criteria of ASTM F887-13 section 22.8. In order to satisfy the Electric Arc Performance requirements in accordance with section 22 of the standard, the test specimens must pass the specified drop test following arc exposure.

Photographs of Samples

Before test:



After test:

