

Declaration of Conformity

In Accordance with ANSI/ISEA 125-2014



Alexander Andrew, Inc. 1306 S. Alameda St Compton, CA 90221

Declaration #

B0317044d

Declaration Date

3.13.17

Tested Item #

7035BM

Journeyman Flex 3D Construction Belted FBH

Additional Items Conforming Under this Declaration:

| | | | | | |
|---------|---------|---------|----------|---------|---------|
| 7035BS | 7035BL | 7035BXL | 7035B2X | 7035B3X | 7053BL |
| 7026BS | 7026BM | 7026BL | 7026BXL | 7053BM | 7053BXL |
| 7026B2S | 7026B2M | 7026B2L | 7026B2XL | 7053BS | |

Alexander Andrew, Inc. declares that the product(s) listed above is in conformity with the requirements of the following performance standard(s):

ANSI Z359.11-2014

Conformity Assessment Method in accordance with ANSI/ISEA 125-2014

Level 1

Level 2

Level 3

Level 1: FallTech Lab
Outside the Scope of
ISO/IEC Standard 17025:2005

Level 2: FallTech Lab
Within the Scope of
ISO/IEC Standard 17025:2005

Level 3: Independent 3rd Party Lab
accredited to
ISO/IEC Standard 17025:2005

Supporting
Documentation

PC-1034

Authorized Signature

Name

Mark Sasaki

Title

Director of Engineering

Date

2.21.18

Exova
3883 East Eagle Drive
Anaheim
California
USA
92807

T: +1 (714) 630-3003
F: +1 (714) 630-4443
E: sales@exova.com
W: www.exova.com



Testing. Advising. Assuring.

March 31, 2017

FallTech Testing Laboratory
1306 S. Alameda Street
Compton, CA 90221

Attention: Jay Sponholz
Quality Manager

Subject: **Attestation of Witnessing Testing**
Exova OCM Job # 370370-17
FallTech P.O.: OPEN
Report No.: PC-1034
Base Part No. 7035BM
Description: Full Body Harness

Dear Mr. Sponholz:



The purpose of this attestation is to attest to the fact that a representative of Exova OCM was on site at FallTech's facilities to confirm suitability of the equipment used, calibration status of the equipment and to witness testing performed by FallTech employees. Details of this visit are included below:

- Date of Testing:
 - March 9, 2017
- Exova OCM Test Witness:
 - Kevin Ton
- FallTech Test Operators:
 - Yesbet Sierra and Jay Sponholz
- Specification:
 - ANSI Z359.11-2014 Sections 4.3.5, 4.3.3, 4.3.4, 4.3.6, 4.3.7
- Equipment Calibration Interval
 - 1 year, except weights which are 5 years

Attached to this attestation is the test report generated by FallTech Testing Laboratory. Exova OCM test witness certifies the report accurately presents the testing performed on the samples identified.

| Test Report # | Date | Base Part # | Description | Sample ID's | Results |
|---------------|-----------|-------------|-------------------|-------------|---------|
| PC-1034 | 3/13/2017 | 7035BM | Full Body Harness | 3781313 | Pass |
| | | | | 3781314 | |
| | | | | 3781309 | |
| | | | | 3781304 | |
| | | | | 3781305 | |
| | | | | 3781315 | |
| | | | | 3781310 | |
| | | | | 3781311 | |
| | | | | 3781303 | |
| | | | | 3781317 | |
| | | | | 3781302 | |
| | | | | 3781306 | |
| | | | | 3781307 | |
| | | | | 3781305 | |
| 3781312 | | | | | |

| | | |
|---|--|---|
| Test Witness Signature: Kevin Ton Test Technician Mechanical Laboratory | <i>(Signed for and on behalf of Exova-OCM)</i>  |   |
|---|--|---|

| | | |
|--|---|---|
| Approval Signature: Thomas J. (Tom) Parsons Manager Quality / Technical Services | <i>(Signed for and on behalf of Exova-OCM)</i>  |  |
|--|---|---|

This attestation shall not be reproduced except in full, without the written approval of Exova-OCM. The laboratory has witnessed the testing the material / items supplied by the client as sampled by the client. The testing is not within Exova OCM's L.A.B scope of testing and was not performed at Exova OCM.



FallTech Test Report

| | | | | | | | |
|----------------------------|-----------------------------|------------------------------|--|-----------------|--|-----------------|--|
| Test Report No. | PC-1034 | Rpt. Date | 3/13/2017 | Rpt. Rev | | Rev Date | |
| Report Prepared For | FallTech | | | | | | |
| Initiated By | Dan Redden | Test Specification(s) | ANSI Z359.11-2014 4.3.5, 4.3.3, 4.3.4, 4.3.6, 4.3.7 | | | | |
| Part No. | 7035BM | Part No. Revision | B | | | | |
| Part Description | Full Body Harness | | | | | | |
| Test Request No. | PC-1034 | Date Complete | 3/9/2017 | | | | |
| Test Operator(s) | Yesbet Sierra, Jay Sponholz | | | | | | |

Material/Sample Identification

| Sample ID | Description |
|-----------|-------------------|
| 3781313 | Full Body Harness |
| 3781314 | Full Body Harness |
| 3781309 | Full Body Harness |
| 3781304 | Full Body Harness |
| 3781305 | Full Body Harness |
| 3781315 | Full Body Harness |
| 3781310 | Full Body Harness |
| 3781311 | Full Body Harness |
| 3781303 | Full Body Harness |
| 3781317 | Full Body Harness |
| 3781302 | Full Body Harness |
| 3781306 | Full Body Harness |
| 3781307 | Full Body Harness |
| 3781305 | Full Body Harness |
| 3781312 | Full Body Harness |



FallTech Test Report

| | | | | | | | |
|----------------------------|-------------------|------------------------------|--|-----------------|--|-----------------|--|
| Test Report No. | PC-1034 | Rpt. Date | 3/13/2017 | Rpt. Rev | | Rev Date | |
| Report Prepared For | FallTech | | | | | | |
| Initiated By | Dan Redden | Test Specification(s) | ANSI Z359.11-2014 4.3.5, 4.3.3, 4.3.4, 4.3.6, 4.3.7 | | | | |
| Part No. | 7035BM | Part No. Revision | B | | | | |
| Part Description | Full Body Harness | | | | | | |
| Test Request No. | PC-1034 | Date Complete | 3/9/2017 | | | | |

Test Summary

| Test Specification | Test Criteria | Test Result | Pass/Fail | |
|----------------------------|---------------------------------|---|----------------------|------|
| ANSI Z359.11-2014 4.3.5 | Static Strength (Dorsal D-ring) | 3600 Lbf ≥ 1 Minute | 3639.2 Lbf | Pass |
| | Static Strength (Dorsal D-ring) | Harness Shall Not Release Test Torso | Did Not Release | Pass |
| | Adjuster Slippage | Slippage ≤ 1" | .27" | Pass |
| | Tear Distance | Shall Not Tear a Distance Greater Than to Adjacent Eyelet | Did Not Tear Through | Pass |
| | Tearing | Straps Shall Not Show Any Signs of Tearing | Did Not Tear | Pass |
| ANSI Z359.11-2014 4.3.5 | Static Strength (Dorsal D-ring) | 3600 Lbf ≥ 1 Minute | 3627.2 Lbf | Pass |
| | Static Strength (Dorsal D-ring) | Harness Shall Not Release Test Torso | Did Not Release | Pass |
| | Adjuster Slippage | Slippage ≤ 1" | .27" | Pass |
| | Tear Distance | Shall Not Tear a Distance Greater Than to Adjacent Eyelet | Did Not Tear Through | Pass |
| | Tearing | Straps Shall Not Show Any Signs of Tearing | Did Not Tear | Pass |
| ANSI Z359.11-2014 4.3.5 | Static Strength (Dorsal D-ring) | 3600 Lbf ≥ 1 Minute | 3639.8 Lbf | Pass |
| | Static Strength (Dorsal D-ring) | Harness Shall Not Release Test Torso | Did Not Release | Pass |
| | Adjuster Slippage | Slippage ≤ 1" | .18" | Pass |
| | Tear Distance | Shall Not Tear a Distance Greater Than to Adjacent Eyelet | Did Not Tear Through | Pass |
| | Tearing | Straps Shall Not Show Any Signs of Tearing | Did Not Tear | Pass |



FallTech Test Report

| Test Report No. | PC-1034 | Rpt. Date | 3/13/2017 | Rpt. Rev | | Rev Date | |
|----------------------------|------------------------------|---|--|----------------------|----------|----------|--|
| Report Prepared For | FallTech | | | | | | |
| Initiated By | Dan Redden | Test Specification(s) | ANSI Z359.11-2014 4.3.5, 4.3.3, 4.3.4, 4.3.6, 4.3.7 | | | | |
| Part No. | 7035BM | Part No. Revision | B | | | | |
| Part Description | Full Body Harness | | | | | | |
| Test Request No. | PC-1034 | | | Date Complete | 3/9/2017 | | |
| ANSI Z359.11-2014 4.3.5 | Static Strength (Hip D-ring) | 3600 Lbf ≥ 1 Minute | 3637.4 Lbf | Pass | | | |
| | Static Strength (Hip D-ring) | Harness Shall Not Release Test Torso | Did Not Release | Pass | | | |
| | Adjuster Slippage | Slippage ≤ 1" | 0.0" | Pass | | | |
| | Tear Distance | Shall Not Tear a Distance Greater Than to Adjacent Eyelet | Did Not Tear Through | Pass | | | |
| | Tearing | Straps Shall Not Show Any Signs of Tearing | Did Not Tear | Pass | | | |
| ANSI Z359.11-2014 4.3.5 | Static Strength (Hip D-ring) | 3600 Lbf ≥ 1 Minute | 3644.4 Lbf | Pass | | | |
| | Static Strength (Hip D-ring) | Harness Shall Not Release Test Torso | Did Not Release | Pass | | | |
| | Adjuster Slippage | Slippage ≤ 1" | 0.0" | Pass | | | |
| | Tear Distance | Shall Not Tear a Distance Greater Than to Adjacent Eyelet | Did Not Tear Through | Pass | | | |
| | Tearing | Straps Shall Not Show Any Signs of Tearing | Did Not Tear | Pass | | | |
| ANSI Z359.11-2014 4.3.5 | Static Strength (Hip D-ring) | 3600 Lbf ≥ 1 Minute | 3639.0 Lbf | Pass | | | |
| | Static Strength (Hip D-ring) | Harness Shall Not Release Test Torso | Did Not Release | Pass | | | |
| | Adjuster Slippage | Slippage ≤ 1" | 0.0" | Pass | | | |
| | Tear Distance | Shall Not Tear a Distance Greater Than to Adjacent Eyelet | Did Not Tear Through | Pass | | | |
| | Tearing | Straps Shall Not Show Any Signs of Tearing | Did Not Tear | Pass | | | |



FallTech Test Report

| Test Report No. | PC-1034 | Rpt. Date | 3/13/2017 | Rpt. Rev | | Rev Date | |
|----------------------------|--|--|--|-------------------|----------|----------|--|
| Report Prepared For | FallTech | | | | | | |
| Initiated By | Dan Redden | Test Specification(s) | ANSI Z359.11-2014 4.3.5, 4.3.3, 4.3.4, 4.3.6, 4.3.7 | | | | |
| Part No. | 7035BM | | | Part No. Revision | B | | |
| Part Description | Full Body Harness | | | | | | |
| Test Request No. | PC-1034 | | | Date Complete | 3/9/2017 | | |
| ANSI Z359.11-2014 4.3.3 | Dynamic Performance Dorsal D-ring (Feet First) | Peak Impact Load ≥ 3600 Lbf | 4292.8 Lbf | | Pass | | |
| | Dynamic Performance Dorsal D-ring (Feet First) | Harness Shall Not Release Test Torso | Did Not Release | | Pass | | |
| | Dynamic Performance Dorsal D-ring (Feet First) | Remain Suspended for ≥ 5 Minutes | 5 Minutes | | Pass | | |
| | Dynamic Performance Dorsal D-ring (Feet First) | Angle at Rest ≤ 30° | 4.3° | | Pass | | |
| | Dynamic Performance Dorsal D-ring (Feet First) | At Least One Fall Arrest Indicator Shall be Deployed Visibly and Permanently | Visibly and Permanently Deployed | | Pass | | |
| | Dynamic Performance Dorsal D-ring (Feet First) | Harness Stretch Shall Not Exceed 18" | 8.4" | | Pass | | |
| ANSI Z359.11-2014 4.3.3 | Dynamic Performance Dorsal D-ring (Feet First) | Peak Impact Load ≥ 3600 Lbf | 4674.3 Lbf | | Pass | | |
| | Dynamic Performance Dorsal D-ring (Feet First) | Harness Shall Not Release Test Torso | Did Not Release | | Pass | | |
| | Dynamic Performance Dorsal D-ring (Feet First) | Remain Suspended for ≥ 5 Minutes | 5 Minutes | | Pass | | |
| | Dynamic Performance Dorsal D-ring (Feet First) | Angle at Rest ≤ 30° | 0.8° | | Pass | | |
| | Dynamic Performance Dorsal D-ring (Feet First) | At Least One Fall Arrest Indicator Shall be Deployed Visibly and Permanently | Visibly and Permanently Deployed | | Pass | | |
| | Dynamic Performance Dorsal D-ring (Feet First) | Harness Stretch Shall Not Exceed 18" | 9.6" | | Pass | | |
| ANSI Z359.11-2014 4.3.3 | Dynamic Performance Dorsal D-ring (Feet First) | Peak Impact Load ≥ 3600 Lbf | 4377.2 Lbf | | Pass | | |
| | Dynamic Performance Dorsal D-ring (Feet First) | Harness Shall Not Release Test Torso | Did Not Release | | Pass | | |
| | Dynamic Performance Dorsal D-ring (Feet First) | Remain Suspended for ≥ 5 Minutes | 5 Minutes | | Pass | | |
| | Dynamic Performance Dorsal D-ring (Feet First) | Angle at Rest ≤ 30° | 0.6° | | Pass | | |
| | Dynamic Performance Dorsal D-ring (Feet First) | At Least One Fall Arrest Indicator Shall be Deployed Visibly and Permanently | Visibly and Permanently Deployed | | Pass | | |
| | Dynamic Performance Dorsal D-ring (Feet First) | Harness Stretch Shall Not Exceed 18" | 9.6" | | Pass | | |



FallTech Test Report

| Test Report No. | PC-1034 | Rpt. Date | 3/13/2017 | Rpt. Rev | | Rev Date | |
|----------------------------|---|--|--|----------------------|----------|----------|--|
| Report Prepared For | FallTech | | | | | | |
| Initiated By | Dan Redden | Test Specification(s) | ANSI Z359.11-2014 4.3.5, 4.3.3, 4.3.4, 4.3.6, 4.3.7 | | | | |
| Part No. | 7035BM | Part No. Revision | B | | | | |
| Part Description | Full Body Harness | | | | | | |
| Test Request No. | PC-1034 | | | Date Complete | 3/9/2017 | | |
| ANSI Z359.11-2014 4.3.4 | Dynamic Performance Dorsal D-ring (Head First) | Peak Impact Load ≥ 3,600 Lbf | 3267.3 Lbf | * | | | |
| | Dynamic Performance Dorsal D-ring (Head First) | Harness Shall Not Release Test Torso | Did Not Release | Pass | | | |
| | Dynamic Performance Dorsal D-ring (Head First) | Remain Suspended for ≥ 5 Minutes | 5 Minutes | Pass | | | |
| | Dynamic Performance Dorsal D-ring (Head First) | Angle at Rest ≤ 30° | 6.0° | Pass | | | |
| | Dynamic Performance Dorsal D-ring (Head First) | At Least One Fall Arrest Indicator Shall Be Deployed Visibly and Permanently | Visibly and Permanently Deployed | Pass | | | |
| ANSI Z359.11-2014 4.3.4 | Dynamic Performance Dorsal D-ring (Head First) | Peak Impact Load ≥ 3,600 Lbf | 2182.4 Lbf | * | | | |
| | Dynamic Performance Dorsal D-ring (Head First) | Harness Shall Not Release Test Torso | Did Not Release | Pass | | | |
| | Dynamic Performance Dorsal D-ring (Head First) | Remain Suspended for ≥ 5 Minutes | 5 Minutes | Pass | | | |
| | Dynamic Performance Dorsal D-ring (Head First) | Angle at Rest ≤ 30° | 9.0° | Pass | | | |
| | Dynamic Performance Dorsal D-ring (Head First) | At Least One Fall Arrest Indicator Shall Be Deployed Visibly and Permanently | Visibly and Permanently Deployed | Pass | | | |
| ANSI Z359.11-2014 4.3.4 | Dynamic Performance Dorsal D-ring (Head First) | Peak Impact Load ≥ 3,600 Lbf | 2908.2 Lbf | * | | | |
| | Dynamic Performance Dorsal D-ring (Head First) | Harness Shall Not Release Test Torso | Did Not Release | Pass | | | |
| | Dynamic Performance Dorsal D-ring (Head First) | Remain Suspended for ≥ 5 Minutes | 5 Minutes | Pass | | | |
| | Dynamic Performance Dorsal D-ring (Head First) | Angle at Rest ≤ 30° | 1.8° | Pass | | | |
| | Dynamic Performance Dorsal D-ring (Head First) | At Least One Fall Arrest Indicator Shall Be Deployed Visibly and Permanently | Visibly and Permanently Deployed | Pass | | | |



FallTech Test Report

| | | | | | | | |
|----------------------------|--|--|--|-----------------|--|-----------------|--|
| Test Report No. | PC-1034 | Rpt. Date | 3/13/2017 | Rpt. Rev | | Rev Date | |
| Report Prepared For | FallTech | | | | | | |
| Initiated By | Dan Redden | Test Specification(s) | ANSI Z359.11-2014 4.3.5, 4.3.3, 4.3.4, 4.3.6, 4.3.7 | | | | |
| Part No. | 7035BM | Part No. Revision | B | | | | |
| Part Description | Full Body Harness | | | | | | |
| Test Request No. | PC-1034 | Date Complete | 3/9/2017 | | | | |
| ANSI Z359.11-2014 4.3.6 | Fall Arrest Indicator Test (Doral D-ring) | At Least One Fall Arrest Indicator Shall be Deployed Visibly and Permanently | Visibly and Permanently Deployed | Pass | | | |
| ANSI Z359.11-2014 4.3.6 | Fall Arrest Indicator Test (Doral D-ring) | At Least One Fall Arrest Indicator Shall be Deployed Visibly and Permanently | Visibly and Permanently Deployed | Pass | | | |
| ANSI Z359.11-2014 4.3.6 | Fall Arrest Indicator Test (Doral D-ring) | At Least One Fall Arrest Indicator Shall be Deployed Visibly and Permanently | Visibly and Permanently Deployed | Pass | | | |
| ANSI Z359.11-2014 4.3.7 | Lanyard Parking Attachment Element | Disengagement Load ≤ 120 Lbf | Previously Tested and Passed under PC-0722 | Pass | | | |


Conclusion

FallTech P/N 7035BM Rev. B meets the requirements of ANSI Z359.11-2014.

Test Exceptions

* Harness has been dynamically tested and subjected to forces of 5,000 Lbs. or more. Energy absorbing properties inherent to the harness prevented residual force readings equal to or greater than the 3,600 Lbs. required by the standard.

Report Signatories and Approval

| | | | |
|----------------------------|---|-------------|-----------|
| Lab Quality Manager |  | Date | 3/13/2017 |
|----------------------------|---|-------------|-----------|

| | | | |
|---------------------|---|-------------|---------|
| Witnessed by | Kevin Ton  | Date | 4/15/17 |
|---------------------|---|-------------|---------|