

NAME: _____

PHONE: _____

COMPANY/ORGANIZATION: _____

E-MAIL: _____

DEALER/REP: _____

SALES REP: _____ QUOTE: _____



Classic Series Feldenkrais Technique Tables

STANDARD FEATURES:

- Load Capacity: 800 lbs.
- Height range: 17-25"
- Solid extra rigid birch frame with inverted truss
- Cable-Lock system
- Full-length piano hinge
- Vinyl-Coated aircraft cables
- Dual knobs
- Reiki end panels
- 9" on center dual-end accessory ports
- 1" Extra firm foam
- ADA Compliant



FK-3003-73 HO

The Feldenkrais method demands an ultra-strong and stable surface for practitioners—and the Feldenkrais portable massage table delivers. Designed, tested and proven by leading Feldenkrais trainers, its special features include a firm 1" extra firm foam, Inverted Truss system with Cable Lock for tremendous lateral stability combined with snap-open ease of use, and standard low-height range (17 to 25 inches). Our exclusive design is one of the industry's best-selling specialty tables and easily withstands the rigors and movements unique to the Feldenkrais method. Face rest and carry case sold separately.

STANDARD TABLES:

FK-3003-73 HO
30"W x 73"L x 17-25"H

Qty _____

FK-3303-73 HO
33"W x 73"L x 17-25"H

Qty _____

FK-3603-73 HO
36"W x 73"L x 17-25"H

Qty _____

FK-3003-78 HO
30"W x 78"L x 17-25"H

Qty _____

FK-3303-78 HO
33"W x 78"L x 17-25"H

Qty _____

FK-3603-78 HO
36"W x 78"L x 17-25"H

Qty _____










STANDARD UPHOLSTERY CHOICES:

- | | |
|---|---|
| <input type="checkbox"/>  Agate | <input type="checkbox"/>  Hunter Green |
| <input type="checkbox"/>  Black | <input type="checkbox"/>  Mushroom |
| <input type="checkbox"/>  Burgundy | <input type="checkbox"/>  Navy |
| <input type="checkbox"/>  Buff | <input type="checkbox"/>  Purple |
| <input type="checkbox"/>  Chocolate | <input type="checkbox"/>  Teal |
| <input type="checkbox"/>  Flint Gray | |

OPTIONS:

- NTU** - Natural Touch Upholstery
- RE** - 1.5" Thick Rebond Foam System Upgrade (Not available with Natural Touch Upholstery)

UPGRADED NATURAL TOUCH UPHOLSTERY CHOICES:

- | | |
|---|---|
| <input type="checkbox"/>  Amethyst | <input type="checkbox"/>  Stainless Steel Gray |
| <input type="checkbox"/>  Sapphire | <input type="checkbox"/>  Sand Dune |
| <input type="checkbox"/>  Jade | <input type="checkbox"/>  White Tie |
| <input type="checkbox"/>  Ivory | <input type="checkbox"/>  Morning Dew |
| <input type="checkbox"/>  Ebony | <input type="checkbox"/>  Latte |