

NAME: _____

PHONE: _____

COMPANY/ORGANIZATION: _____

E-MAIL: _____

DEALER/REP: _____

SALES REP: _____ QUOTE: _____



Signature Spa Series

Hands Free Basic Electric Table



Thera-P-3007-SS

STANDARD FEATURES:

- Lifting Capacity: 650 lbs.
- Height range: 17-35"
- 9" Deluxe adjustable face rest and pillow
- Hands free dual foot bar control
- Whisper quiet lift system
- Easy to operate caster system
- 3" Deluxe wrap foam
- Rounded corners
- Steel base with classic gray powder coat
- 9" on center dual-end accessory ports
- Natural Touch Upholstery on table and crescent pillow
- ADA compliant

The elegant design of our Signature Spa Series Hands Free Basic Electric Table is ideal for spas or practices where style is as important as function. The custom gray base and design plates offer a sleek alternative to our classic base. The elegant foot bars along each side allow therapists to move freely around the table for a more fluid client experience. This series features our most desirable upgrades: Deluxe Adjustable Face Rest Base and Natural Touch Upholstery in an exciting new color palette. With a 650 lb. lifting capacity, our Signature Spa Series Hands Free Tables prove you really can have it all.

STANDARD TABLES:

- Thera-P-3007-SS** - Hands Free Basic 30"
30"W x 73"L x 17-35"H

Qty _____











- Thera-P-3307-SS** - Hands Free Basic 33"
33"W x 73"L x 17-35"H

Qty _____

OPTIONS:

- XL** - 78" Extra long table
- BR** - Breast Recesses
- SEH-H** - Holes for Sliding Side Arm Extensions (Head End)
- UP PPOS-B** - Upgrade to Pivot Posi-tilt Face Rest Base
- TRU** - Upgrade to Touch Response Foam
- SLD-NT** - Classic Series Sliding Arm Extensions (Natural Touch Upholstery)
- S2079** - Front Foot Bar
- 8 OC** - Custom Configuration 8" on Center Face Rest Holes

NATURAL TOUCH UPHOLSTERY CHOICES:

- | | |
|---|---|
| <input type="checkbox"/>  Amethyst | <input type="checkbox"/>  Stainless Steel Gray |
| <input type="checkbox"/>  Sapphire | <input type="checkbox"/>  Sand Dune |
| <input type="checkbox"/>  Jade | <input type="checkbox"/>  White Tie |
| <input type="checkbox"/>  Ivory | <input type="checkbox"/>  Morning Dew |
| <input type="checkbox"/>  Ebony | <input type="checkbox"/>  Latte |

CUSTOM BASE OPTIONS:

- S1178**
Table Base Graphics

