

NAME: _____

PHONE: _____

COMPANY/ORGANIZATION: _____

E-MAIL: _____

DEALER/REP: _____

SALES REP: _____ QUOTE: _____



Signature Spa Series

Hands Free Lift Back Electric Table

STANDARD FEATURES:

- Lifting Capacity: 650 lbs.
- Height range: 17-35"
- 9" Deluxe adjustable face rest and pillow
- Holes for swivel side arm supports
- Swivel side arm supports
- Hands free dual foot bar control
- Whisper quiet lift system
- Easy to operate caster system
- Manually adjusting back section
- 3" Deluxe wrap foam and lift back cushion
- Rounded corners
- Steel base with classic gray powder coat
- 9" on center dual-end accessory ports
- Natural Touch Upholstery on table, crescent pillow, and swivel side arms
- ADA compliant



TThera-P-3007-SS

The elegant design of our Signature Spa Series Hands Free Lift Back Electric Table is ideal for spas or practices where style is as important as function. The custom gray base and design plates offer a sleek alternative to our classic base. The elegant foot bars along each side allow therapists to move freely around the table for a more fluid client experience. This series features our most desirable upgrades: Deluxe Adjustable Face Rest Base and Natural Touch Urethane upholstery in an exciting new color palette. With a 650 lb. lifting capacity, our Signature Spa Series Hands Free Tables prove you really can have it all.







STANDARD TABLES:

- TThera-P-3007-SS** - Hands Free Lift Back 30" 30"W x 73"L x 17-35"H
Qty _____
- TThera-P-3307-SS** - Hands Free Lift Back 33" 33"W x 73"L x 17-35"H
Qty _____

OPTIONS:

- BR** - Breast Recesses
- UP PPOS-B** - Upgrade to Pivot Posi-tilt Face Rest Base
- TRU** - Upgrade to Touch Response Foam
- SHS-NT** - Classic Series Salon Head Support Pillow (Natural Touch Upholstery)
- 8 OC** - Custom Configuration 8" on Center Face Rest Holes
- S2079** - Front Foot Bar
- PTB-HF** - Power Tilt Back with Hand Control

NATURAL TOUCH UPHOLSTERY CHOICES:

- | | |
|---|---|
| <input type="checkbox"/>  Amethyst | <input type="checkbox"/>  Stainless Steel Gray |
| <input type="checkbox"/>  Sapphire | <input type="checkbox"/>  Sand Dune |
| <input type="checkbox"/>  Jade | <input type="checkbox"/>  White Tie |
| <input type="checkbox"/>  Ivory | <input type="checkbox"/>  Morning Dew |
| <input type="checkbox"/>  Ebony | <input type="checkbox"/>  Latte |

CUSTOM BASE OPTIONS:

- S1178**
Table Base Graphics

