

Osaki

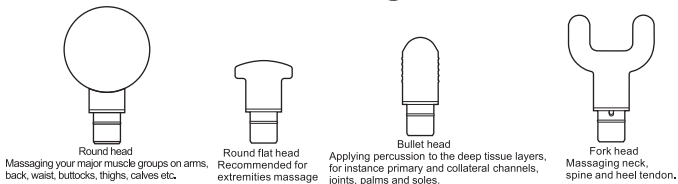
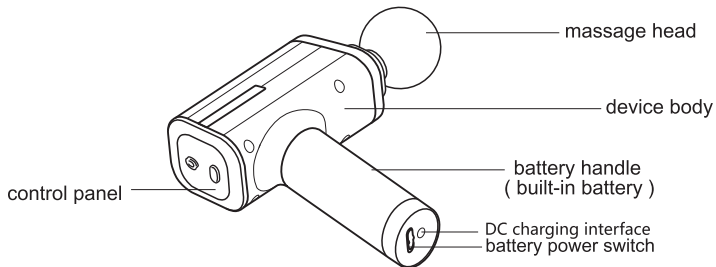
Otamic Massage Wave Gun V



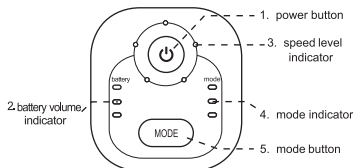
Product Description

FEATURES

1. This powerful massage device is designed for relaxing contracted muscles, improving blood and lymphatic circulation.
2. It is portable, easy to use and super quiet.
3. Equipped with brushless high-torque motor, the device is born for high performance.
4. Removable high-capacity rechargeable lithium battery.
5. 5 levels of constant speed and 3 different auto-modes programmed with variable speed.
6. Packed with 4 different massage heads providing professional massage experience for different body parts.



• Control panel description



1. power button: on/off the device, gently press it to change speed level, press it over 2 seconds to turn off.
2. battery volume indicator: Five levels of battery volume display. All bright indicates 100% volume. When there is only one light blinking indicates the battery volume is under 10%. Please charge ASAP
3. speed level indicator: Five levels of speed display. All bright indicates highest speed.
4. mode indicator: indicates 3 different modes of variable speed combinations.
5. mode button: Press it to switch between 3 different modes of variable speed combinations.

Operation

Operation

1. Turn on the battery power switch, firstly pay attention to the battery volume, if low battery please charge it in time.
2. Press the power button, the product will start with the lowest constant speed level. Press power button each time, the speed will increase one by one level to the 5th level, press it again, the product will stop and enters standby state.
3. Press the mode key to select different modes (each mode is set to be the combination of varied speed), shortly press the power button, the device will return to the constant speed massage mode.
4. In any mode, press the power button for 2 seconds, the product can be shut down directly and enter the standby state.
5. The default working time is 10 minutes. It will enter standby state after 15 mins working.
6. Do not turn on or off the device too often. When it stops, wait at least 3 seconds to restart it.

Charging

1. For initial use, please charge the battery over 6 hours.
2. When charging, insert the DC head of the adapter to the handle's charging port, then plug in the adapter to electric socket.
3. The battery can be charged at any time and under any volume. How much time the battery needs to be charged to full state depends on current battery volume.
4. This product cannot be turned on while charging.
5. The safety protection system of the battery is sophisticated, which can effectively prevent over-current, overcharging, and can limit the charging when the environment is below 0°C.
6. We recommend users to always keep the battery volume above medium level. Regular charging and maintenance is beneficial to prolong the service life of the battery.

Disclaimer

KEEP ALL SAFETY NOTICES AND INSTRUCTIONS FOR FUTURE REFERENCE!



Safety advice

Read all safety advices and instructions.

Non-observance of safety advices and instructions may cause electric shock, fire and / or bad injuries.



WARNING!

Avoid the hazard of life by electric shock:

- Do not insert needles or pointed objects into the product.
- Never immerse the product into water or any liquid.
- Never touch the product, or the mains power adaptor with wet hands or use it in very humid environments.
- Only use the provided mains power adaptor as described in Technical Data section.
- Make sure that the details on the rating label are in conformity with your mains voltage.
- In the event of malfunctions, remove the mains power adaptor from the mains socket.
- Do not open the product or attempt to repair it yourself.



WARNING!

DANGER TO LIFE AND RISK OF ACCIDENT FOR INFANTS AND CHILDREN!



Never leave children unsupervised with the packaging materials. The packaging material poses a suffocation hazard. Children frequently underestimate the dangers. Please always keep the product out of the reach of children.



CAUTION!

This product is not a toy for children! Children are not aware of the dangers associated with handling electrical products.

This product can be used by children aged from 18 years and above and persons with reduced physical, sensory or mental capabilities or lack of experience and knowledge if they have been given supervision or instruction concerning use of the product in a safe way and understand the hazards involved. Children should not clean or perform user maintenance unsupervised.

Don't

1. Children are prohibited to use. This product is not a toy, please make sure children do not play with it.
2. If the product accidentally falls into the water, it must be sent to repair, otherwise it must not be used.
3. Do not unscrew or disassemble the product, any attempts to modify the device may cause personal or property damage.
4. Do not use it in the head, neck or near the heart, otherwise it will jeopardize your life.
5. Do not use this product directly on cervical vertebrae, spine. Otherwise, it could cause nerve damage.
6. If you are injured, do not use this product on or near the wound.
7. Do not charge the product with the non-original charger. It may cause fire.
8. Fingers, hair or other parts of the body shouldn't get too close to the impact shaft, it may cause injury.



Do not touch this part when the massage head is not installed and the machine is started.



Don't touch this part when the massage head is installed and the machine is started.



WARNING! HAZARD OF FIRE!

- Do not operate the product close to or below curtains, wall cupboards or other inflammable materials.
- Do not use the product on swollen, burnt, inflamed, diseased or injured regions of the skin/body. If in doubt, obtain medical advice before using the product.

Storage

- Let the product completely cool down before storage.
- Do not place other objects on top of the product.
- If the product is not used for a certain period of time, store the product in a clean and dry location.

Disposal

The packaging is made entirely of recyclable materials, which you may dispose of at local recycling facilities.



Observe the marking of the packaging materials for waste separation, which are marked with abbreviations (a) and letter (b) with following meaning: 1-7: plastics / 20-22: paper and fibreboard / 80-98: composite materials.



The product and packaging materials are recyclable, dispose them separately for better waste treatment. The Triman logo is valid in France only.



Contact your local refuse disposal authority for more details of how to dispose of your worn-out product.

To help protect the environment, please dispose of the product properly when it has reached the end of its useful life and not in the household waste. Information on collection points and their opening hours can be obtained from your local authority.

Warranty

The product has been manufactured to strict quality guidelines and meticulously examined before delivery.

Specification

Product Name	Otamic Massage Wave Gun V
Model NO.	8000
Power Input	26V \approx 1A
Battery Capacity	22.2V/2200mAh/48.84Wh
Charge Time	Around 3 hrs
Continuing improvements will allow the maker to modify the design or specifications without further notice.	

Dimensions

230*170*67mm (not include massage head)

Net Weight: 2.20 lbs

Gross Weight: 4.40 lbs

Power Supply Mode: Lithium battery

Charging Time: Around 3 hours (0-100%)

Rated Voltage: DC24V

Rated Power: Around 35W

Standby Current: $I_o < 0.1A$

Maximum Working Current: $I_{amx} < 11A$

Default Working Time: 10 minutes

Charging Voltage Input: AC 100~240V~0.5A

Contact Information

Osaki

Mon - Fri 10am - 7pm (CT)

Sat 10am - 5pm (CT)

Contact Number: 1-888-848-2630

Website: www.titanchair.com

Osaki

