

NAME: _____

PHONE: _____

SCHOOL/ORGANIZATION: _____

E-MAIL: _____

DEALER/REP: _____

SALES REP: _____ QUOTE: _____



CLASSIC SERIES 9" DUAL ACTION ADJUSTABLE FACE REST WITH PILLOW:

POS - Standard Foam & Upholstery
12"W x 12"L x 7H

Qty _____

POS-TT - Standard Foam & True
Touch Upholstery
12"W x 12"L x 7H

Qty _____

POS-TT/TRU - Touch Response Foam
& True Touch Upholstery
12"W x 12"L x 7H

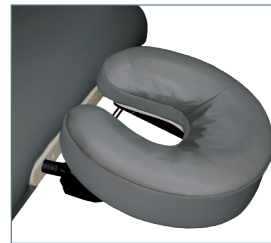
Qty _____

Base Only:

POS-B (19357) - 9" Dual Action Adjustable
Face Cradle
9.75"W x 10"L x 4.5"H

Qty _____

The 9" Dual Action Adjustable Face Cradle with Pillow fits our Classic Series tables. The base gently adjusts up and down for optimum cervical flexion and to properly support clients, prone or supine. It is lightweight and folds flat for easy storage.



POS



POS-B (19357)

CLASSIC SERIES 9" DELUXE ADJUSTABLE FACE REST WITH PILLOW:

DPOS - Standard Foam & Upholstery
12"W x 12"L x 7"H

Qty _____

DPOS-TT - Standard Foam & True
Upholstery
12"W x 12"L x 7"H

Qty _____

DPOS-TT - Standard Foam & True
Upholstery
12"W x 12"L x 7"H

Qty _____

Base Only:

DPOS-B - 9" (Wooden Style) Deluxe Adjustable Face Cradle
9.25"W x 9.75"L x 4.5"H

Qty _____

DPOS-B 8 OC - 8" (Wooden Style) Deluxe Adjustable Face Cradle
9.25"W x 9.75"L x 4.5"H

Qty _____



DPOS



DPOS-B

A pair of 1.91 cm dowels insert into 9" on center outlet holes to attach face rest at either end of your Custom Craftworks table. This will add about 9" to the total length of your table. The face rest rises and pivots vertically up and down for optimal comfort and placement of client's head. Full range of adjustment is 4-6". Pillow is attached with hook and loop fastener strips on face rest base.

SOLUTIONS SERIES 8" ADJUSTABLE FACE REST BASE:

I9320 - 8" Solutions Adjustable Face Rest Base
9.75"W x 10"L x 4.5"H

Qty _____



I9320

The 8" Adjustable Face Rest Base fits our Solutions tables and many other imported and domestic brands. The base adjusts easily to each client to ensure proper support and positioning. Pillow not included. This base only fits tables where face rest holes are 8" apart.

CLASSIC SERIES 9" PIVOT POSI-TILT FACE REST WITH PILLOW:

- PPOS** - Standard Foam & Upholstery
12"W x 12.5"L x 7"H

Qty _____

- PPOS-TT** - Standard Foam & True Touch Upholstery
12"W x 12.5"L x 7"H

Qty _____

- PPOS-TT/TRU** - Touch Response Foam & True Touch Upholstery
12"W x 12.5"L x 7"H

Qty _____


Base Only:

- PPOS-B** - 9" Pivot Posi-Tilt Base Only
9"W x 10.75"L x 5"H

Qty _____

- PPOS-B** - 8" Pivot Posi-Tilt Base Only
9"W x 10.75"L x 5"H

Qty _____



PPOS



PPOS-B

The 9" Pivot Posi-Tilt Base allows therapists to place clients in multiple positions for easy access to neck and shoulder muscles and gentle stretching, all with a simple lever. The base lifts, lowers and elevates but also pivots a full 30° left and right for increased range of motion and versatility.

CLASSIC SERIES CRESCENT PILLOW:

- CR-Pill** - Standard Foam & Upholstery
12.5"W x 11"L x 3.5"H

Qty _____

- CR-Pill TT** - Standard Foam & True Touch Upholstery
12.5"W x 11"L x 3.5"H

Qty _____

- CR-Pill TT** - TouchResponse Foam & True Touch Upholstery
12.5"W x 11"L x 3.5"H

Qty _____

Choose the Classic Series Crescent Pillow to add superior contoured comfort to any Custom Craftworks face cradle. The pillow features a contoured shape and attaches easily with velcro. Does not include base.



CR-Pill

CLASSIC SERIES SALON HEAD SUPPORT:

- SHS** - Standard Foam and Upholstery
(Includes Neck and Head Pillow)
12"W x 11"L X 2.5"H

Qty _____











- SHS-TT** - Standard Foam and True Touch Upholstery
(Includes Neck and Head Pillow)
12"W x 11"L x 2.5"H

Qty _____



Ensure that your clients are perfectly supported in the supine position with the Classic Series Salon Head Support Pillow, proudly American-made. The head support pillow easily attaches to any face rest base with hook and loop fastener. The adjustable neck pillow is completely removable and works wonderfully with our Lift Back or Salon Top tables. Includes both pieces as shown. Does not include base.



Standard Upholstery Choices:

- | | |
|---|---|
| <input type="checkbox"/>  Agate | <input type="checkbox"/>  Teal |
| <input type="checkbox"/>  Purple | <input type="checkbox"/>  Buff |
| <input type="checkbox"/>  Black | <input type="checkbox"/>  Chocolate |
| <input type="checkbox"/>  Hunter Green | <input type="checkbox"/>  Flint Gray |
| <input type="checkbox"/>  Burgundy | <input type="checkbox"/>  Navy |
| <input type="checkbox"/>  Mushroom | |

Upgraded True Touch Upholstery Choices:

- | | |
|--|--|
| <input type="checkbox"/>  Berry | <input type="checkbox"/>  Smoke |
| <input type="checkbox"/>  Indigo | <input type="checkbox"/>  Taupe |
| <input type="checkbox"/>  Peacock | <input type="checkbox"/>  Steel |
| <input type="checkbox"/>  Sandstone | <input type="checkbox"/>  Sage |
| <input type="checkbox"/>  Monument | <input type="checkbox"/>  Onyx |