



4200 Chino Hills Parkway #820-143
Chino Hills, CA 91709
TEL: (909)393-9450
info@fusionclimb.com

USER WARNINGS & INSTRUCTION

Item: Hyper Fusion Trolley FP- 8159

The instruction is specific to this product only. It must be read and fully understood before using the product.

WARNING

Activities such as mountaineering, rock climbing, rappelling, canyoneering, zip-lines, aerial rescue and work-at-height involving the use of this product are inherently dangerous. You are responsible for your own actions.

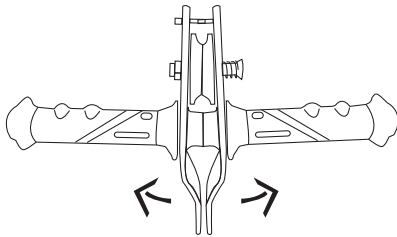
Before using Fusion product, you must:

- Read and understand all instructions before use.
- Learn and accept the risks involved.
- Have received qualified instruction in its proper use.
- Be acquainted with the product's capabilities and limitations.

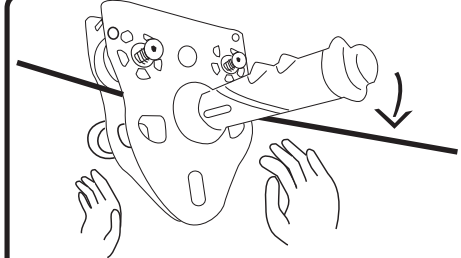
FAILURE TO FOLLOW ANY OF THE WARNINGS MAY RESULT IN INJURY OR DEATH.

The trolley is designed to be used in conjunction with a carabiner and harness, handle bars are not to be used as your primary source of support. If you only use the handle bars as your primary source of support, it will lead to you losing grip, fall and serious injury or death could occur. Always use a carabiner and harness as your primary source of support. Handle bars are designed to rest your hands "NOT" to carry your weight. Hanging from the handle bars only and or putting all your weight on the handle bars may damage the trolley and or cause you to fall.

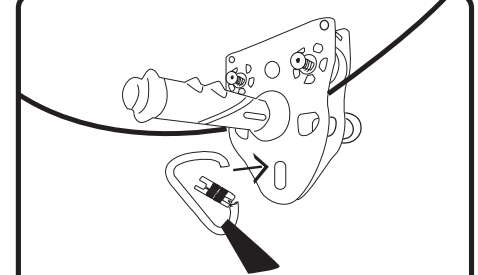
INSTRUCTIONS HOW TO USE:



1. Make sure the cable size is between 9 ~ 13 mm before installing the trolley.
2. Make sure installed cable or rope has been checked and verified for safety before putting on the trolley.
3. Open trolley for installation by pulling handle bars outward.



4. Once the opening of the trolley has been achieved, retain in that position and set the trolley on top of the cable.
5. Release the handle bar once the trolley sits on top of the cable.



6. Once the trolley is installed, the trolley is ready for use.
7. Be sure to secure yourself with connecting devices such as approved carabiners and safety lanyard systems before use.

Warnings: Please Read and to the following warning and safety instructions before each use.

1. Must inspect all parts of the trolley for safety before each use.
2. Do not alter or temper product in anyway. Make sure all screws bolts and nuts are tight and in proper position.
3. Springs on the trolley should be checked each time, when in doubt of the condition or the safety of the product, label "Do not use," contact your nearest distributor.
4. Handle Bar must be checked each time before and after each use.
5. Do not use the product when original handle bar is not present. If the grips need to be replaced, please contact your factory for replacement parts. Make sure it's clean and free of obstructions.
6. Do not remove bolts and nuts.
7. trolley wheels should be inspected each time, make sure it's clean and free of obstructions.
8. During the installation of trolley on a cable or rope course, please contact professionals for guides in proper installation and use with your speed pulley.
9. Keep the product indoor in a dry and cool place after use. Do not leave the product in open environment without protection. Proper care of the product will prolong the longevity of the product.
10. Do not alter the trolley in anyway, any alteration of this product voids all warranty.

General information:

Always thoroughly inspect all moving parts on the product before and after each use. If in any doubt of safety issues, replace the product immediately. Do not use the product unless you have been trained to use the product properly by a certified person or instructor. Discontinue use of this product immediately after a fall occurs. Incorrect use, force from a fall, general wear, contact with chemicals or oils, extended exposure to heat/sunlight and incorrect storage may increase the chance in injury or death. Inspect equipment periodically for damage and/or deterioration. Yearly inspection by manufacturer/qualified personnel is highly recommended. Fusion will not be liable for any damages, injury or death resulting from misuse or for items altered or repaired by unauthorized persons. This product does not require special care for transport. Please avoid all contact with corrosive substances, magnetic or energy sources and never leave equipment in a parked car under direct sunlight. Pregnant women should not use this product.

Instructions:

Before each use, make sure that the sheaves turn freely, verify the condition of the fixed side pieces, sheaves grooves and axles. The installation and use of steel cable rope requires the ability of a competent, trained or qualified professional, do not attempt to install this unit without training or a certified specialist. A steel cable rope creates much greater stress on anchor points than a rope. The anchors must always be separated, with one anchor for the safety rope, and one for the working rope. The proper cable/rope diameter to use with pulley is between 9~13 mm. For long traverses, the two lines should be well separated. When using products, always make sure the products are in the right direction of load. The strength is measured in kN (kilonewtons), which is a measurement of pounds per square inch and imitates the force of a fall.

CLEANING:	LUBRICATION:	STORAGE:	USAGE LIFE TIME:
Rinse the product frequently in lukewarm fresh water follow by some neutral detergent. Leave it to air dry.	All moving parts must lubricate moving parts frequently with silicone-based oil only. This operation must be done only after the unit has been cleaned and dried completely.	After cleaning, store the product in a cool, dry dark place. Avoid salty atmospheres, high humidity, corrosive substances or other damaging conditions.	A fall can reduce the lifetime of the product to one single use; for example, if it is exposed to any of the following: chemicals, extreme temperatures, sharp edges, major fall or load, etc. For intense use the pulley should be replaced every 12 months, for normal use the pulley should be replaced every 24 months. A visual inspection must be conducted before each use. Do not use the product if the product appears to be unsafe for use.

Disclaimer:

The customer accepts full responsibility for any and all incidents, accidents, injuries, deaths, and property damage that may and probably will occur during the building and operating of your zip line, ropes course, adventure course, climbing wall, or anything you have built using gear, equipment, or information purchased or acquired from any representative, this web site or any affiliate site or company. Seek professional and competent advice if you are unsure of how to work with trees, cable installation or maintenance. All information related to zip line received from any representative or printed material distributed by Fusion is an opinion and shall not be interpreted as expert or professional advice. Fusion is not responsible for anything that may go wrong with your zip line installation, trees, gear, trolleys, or related components. We are not responsible for any injuries or deaths that occur during the construction or operation of your zip line or adventure course. No warranty related to zip lines is expressed or implied by installation tips, construction guides, or by any representative of Fusion. Educate yourself on the proper installation, maintenance and use of everything related to your zip line or adventure course. Contact component manufacturers for information about warranty and use of their products. Serious injury and death may occur as a result of improper use of this equipment. This equipment has been designed and manufactured for use by professionals only. Do NOT attempt to use this equipment without proper training! If in doubt on the safety of this product, Label "Do not use", and remove the product from of service. Inspect all equipment before each use. Destroy any gear that is damaged, worn, or does not pass inspection. Any Person using these products is responsible for the proper care and maintenance of these products.

WHEN IN DOUBT, REPLACE IT!! Any person using these products in any manner assumes all risks and responsibility for any damage or injury, including death, dismemberment or worse. Any litigation involving these products will be in California pursuant to California Law.