


CARGO HOISTING BLOCKS



E-566
with Drilled
Swivel Eye

- Block is galvanized.
- Blocks 14" and larger have flame-hardened roll forged sheaves that assure greater wire life.
- Roll forged sheave is fitted closely into mortise of shell so wire cannot jam between sheave and shell.
- Available for 3/4" or 1" wire.
- Block is fitted with tapered roller bearings which take both load and side thrusts and hold sheave central so it cannot chafe or wear on the sides.
- Tapered Roller bearing with neoprene seals and stainless steel center pin provide long life and trouble-free service.
- Stainless steel center pin has recessed nuts with lock washers.
- Swivel fitting has permanently sealed thrust bearing.
- Pressure lubrication fittings are standard on both center pin and swivel.
- Individually Proof Tested at 4 times Working Load or 2 times Resultant Load.
- A.B.S. recognized load test certificates are furnished.
- The Working Load for cargo hoisting blocks is the line pull.



J-566
with Oblong
Swivel Eye




566 Hoisting Blocks

Sheave Size (in)	Block No.	566 Stock No.	Working Load Limit (Tons)*	Wire Rope Size (in)	Weight Each (lb)
12	E-566	775003	5	3/4	95
12	J-566	775209	5	3/4	95
12	G-566	775405	5	3/4	95
12	K-566	775600	5	3/4	95
12	QG-566	775806	5	3/4	95
12	QK-566	776002	5	3/4	95
14	E-566	775058	10	3/4	100
14	J-566	775254	10	3/4	100
14	QG-566	775450	10	3/4	100
14	QK-566	775655	10	3/4	100
14	PG-566	775851	10	3/4	100
14	PK-566	776057	10	3/4	100
14	E-566	775067	10	1	100
14	J-566	775263	10	1	100
14	QG-566	775469	10	1	100
14	QK-566	775664	10	1	100
14	PG-566	775860	10	1	100
14	PK-566	776066	10	1	100
16	E-566	776609	10	3/4	130
16	J-566	776672	10	3/4	130
16	QG-566	776681	10	3/4	130
16	QK-566	776690	10	3/4	130
16	PG-566	776707	10	3/4	130
16	PK-566	776716	10	3/4	130
16	E-566	752956	10	1	130
16	J-566	752965	10	1	130
16	QG-566	752974	10	1	130
16	QK-566	752983	10	1	130
16	PG-566	752992	10	1	130
16	PK-566	753009	10	1	130

*Working Load equals maximum single line pull. Resultant Load equals 2 times single line pull. Ultimate Load equals 5 times the Resultant Load.

Fittings for Western Cargo Blocks



QG
Swivel Bolt Type
Shackle



J
Oblong Swivel
Eye



QK
Upset Swivel
Bolt Type



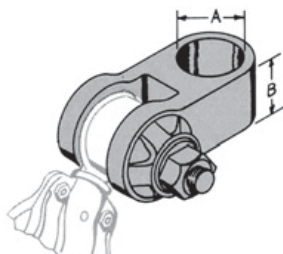
U
Goose Neck
Swivel Eye



Z
Non-toppling
Guard

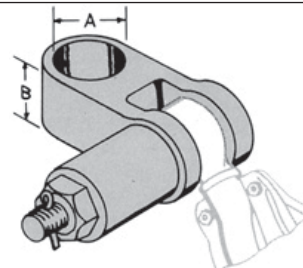
HEEL AND LEAD BLOCK ADJUSTER FITTINGS

(For use with E-566 Cargo Blocks)



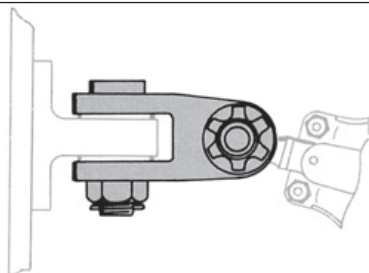
No. 572

Self-adjuster Fitting with Tension Pin, Cup Spring and Washers.




No. 573

Self-adjuster Fitting with Tension Pin, Coil Spring, Cup and Washers.



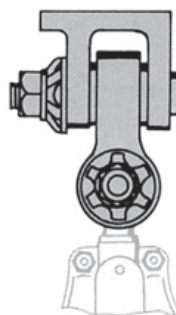
No. 574

Self-adjuster Fitting with Tension Pin, Cup Spring and Washers, and King Pin to fit Pad Eye (can also be furnished with 2 Tension Pins).



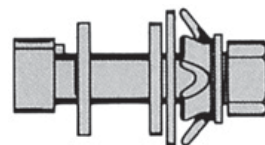
No. 576

Self-adjuster Fitting with Pad Jaw, King Pin, Tension Pin, Cup Spring and Washers.



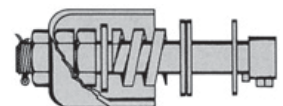
No. 575

Self-adjuster Fitting with Tension Pin, Cup Spring, and Washer.



No. 571

Tension Pin with Cup Spring, Nut and Washers.



No. 570

Tension Pin with Coil Spring, Nut and Washers, Cotter and Cup.

When ordering Specify: "A" - Pin Diameter, "B" -Height of Fitting, and Tension Pin Diameter.

Western &
Marine Blocks

WESTECH RIGGING SUPPLY

Call Toll Free: 800-442-7475

Call Us or Visit Our Stores:
Monday - Friday, 8:00am - 5:30pm Pacific



Distributed By

Visit Us Online at: www.WestechRigging.com

4140 West 11th Avenue
Eugene, Oregon 97402

2439 McGilchrist St SE
Salem, Oregon 97302