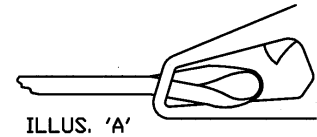


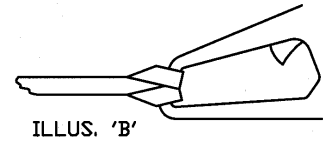
**INSTRUCTIONS / WARNINGS**  
**P/N 25 Series**  
**'Tear-Away' Chain Saw Lanyard (Patented)**

**INSTRUCTIONS**

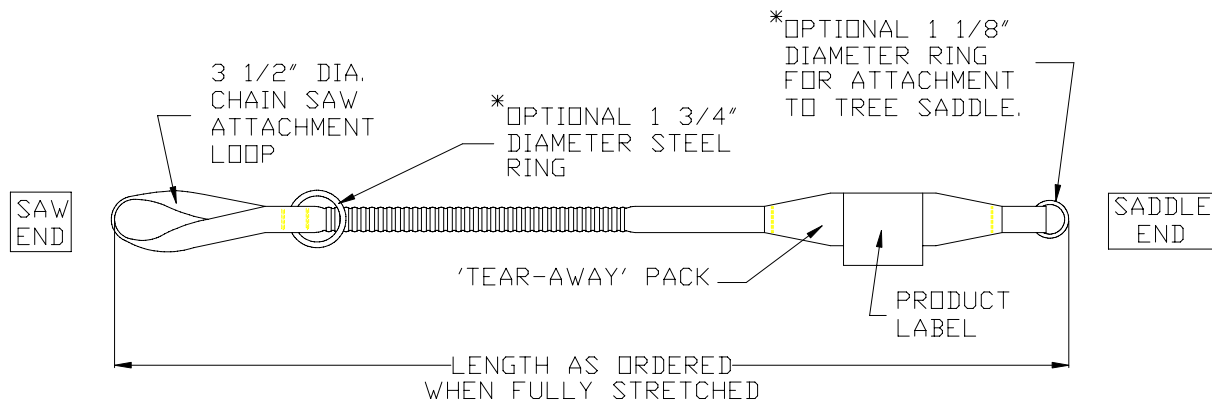
1. Attach the 'Saddle End' to the tree saddle.



2. Using a hitch, attach the 3 1/2" diameter loop to the handle of the chain saw as shown in Illustrations 'A' and 'B' to the right.



3. The optional 1 3/4" diameter steel ring on the lanyard may be used for connection to the tree saddle accessory snap or carabiner when transporting the saw.
4. See illustration below for additional details.



REFER TO 'TEAR-AWAY' CHAIN SAW MATRIX (OVER) FOR ADDITIONAL OPTIONS

**WARNINGS**

- ***THIS PRODUCT IS NOT TO BE USED FOR FALL RESTRAINT OR FALL ARREST.***
- For proper tear-away function, this product must not be used with a chain saw weighing more than 15 lbs. (fully fueled).
- Dropping your saw is not recommended as it will cause deployment of the unit.
- Remove unit from service, destroy and discard if chain saw is dropped.

**NOTE:** Ensure proper fit / size of product before use. This product can not be returned unless it is in new / unused condition.

(OVER)

## Tearaway Chainsaw Lanyard Matrix

Model # Prefix	Chainsaw End	Saddle End	Total Length (Fully Stretched)	Options
<b>25B</b> = Black	1 = 3 1/2" Dia. Nylon Loop W/ Twist Half Hitch To Saw Handle  3 = #3 Bronze Snap	1 = 3 1/2" Dia. Nylon Loop (Buckle option (B or C) must be used)	<b>42"</b>	<b>A</b> = 1 3/4" Diameter Steel Ring to Suspend
<b>25Y</b> = Hi Vis. Yellow		2 = 1 1/8" Steel Ring	<b>44"</b>	<b>B</b> = Quick Disconnect Buckle Located on Saw End
		3 = #2 Bronze Boat Snap	<b>46"</b>	<b>C</b> = Quick Disconnect Buckle Located on Saddle End
		4 = 3/4" Diameter Loop	<b>48"</b>	
		5 = #125 Snap	<b>50"</b>	
		6 = #3 Bronze Swivel Snap		

**BUCKINGHAM MFG. CO., INC.**  
 BINGHAMTON, NY  
 1-800-937-2825  
 Fax 607-773-2425  
[www.buckinghammfg.com](http://www.buckinghammfg.com)

Information contained in these written instructions supersedes all other information (written, audio, video etc.) produced by Buckingham Mfg. prior to the revision date of this document.